

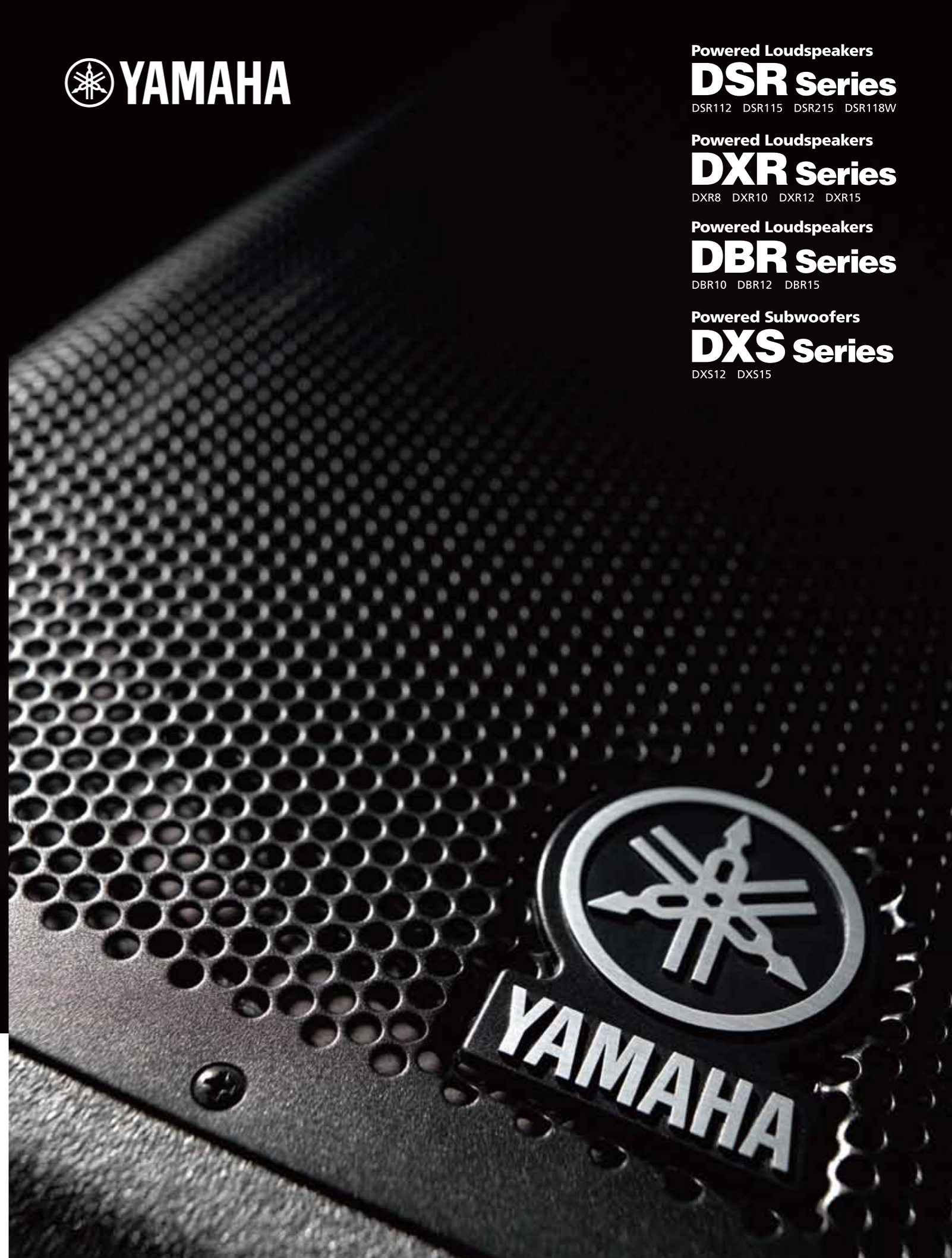


Powered Loudspeakers
DSR Series
DSR112 DSR115 DSR215 DSR118W

Powered Loudspeakers
DXR Series
DXR8 DXR10 DXR12 DXR15

Powered Loudspeakers
DBR Series
DBR10 DBR12 DBR15

Powered Subwoofers
DXS Series
DXS12 DXS15



YAMAHA CORPORATION
P.O. BOX1, Hamamatsu Japan
www.yamahaproaudio.com

*Specifications and appearance are subject to change without notice. *All trademarks and registered trademarks are property of their respective owners.



Printed in Japan

Don't Hold Anything Back

At Yamaha, we understand that when inspiration hits, you can't have anything holding you back, and with DSR, DXR, DBR and DXS Series speakers powering your performances, nothing's going to come between you and your audience. Drawing from our decades of experience as one of the true innovative forces in the industry, we used every resource at our disposal at each stage of these speakers' development. Each series combines extremely powerful Class-D amplifiers with Yamaha's cutting-edge acoustic, structural and signal processing technologies, delivering the highest output levels in their class with stunning clarity and reliability. Whether used for front-of-house, rigged or floor monitoring applications, every detail of their versatile design is geared towards consistent performance for extreme durations at maximum output.

Night after night you can depend on DSR, DXR, DBR and DXS Series speakers to capture the full dynamic range of your expression— from subtle nuance to explosive energy— no matter how hard you drive them.

Cutting-edge Technology. Unrivaled Versatility. Unequaled Power— with the DSR, DXR, DBR and DXS Series speakers we didn't hold anything back.

So why should you?

Powered Loudspeakers DSR Series



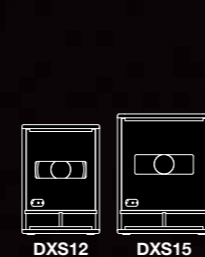
Powered Loudspeakers DXR Series



Powered Loudspeakers DBR Series



Powered Subwoofers DXS Series



Touring Intelligence in Portable Loudspeakers

Ever since we first started developing professional audio equipment in the 1960's, we've made it our goal to stay at the forefront of the technology curve. Drawing on decades of experience as a true industry innovator, we don't merely utilize cutting-edge technologies—we create them. With the express purpose of making the most powerful and reliable high-resolution speakers possible, we assembled a specialized team of Yamaha's most skilled engineers to examine, and improve on, every detail of loudspeaker design. This passion for innovation served as the impetus for an intensive collaboration with loudspeaker giant NEXO, adding their insight and expertise as an industry leader in touring-grade sound reinforcement to the development of our DSR, DXR and DXS Series speakers. As a result of working closely with NEXO's engineers at their state-of-the-art facility, our team adopted a new approach to several crucial aspects of these speakers' design. The detailed analysis of the transducers, thorough testing of the enclosure's acoustic properties and optimized limiter setting all contributed to higher SPL delivered with stunning clarity and an unsurpassed level of reliability. This collaboration had a profound effect on Yamaha's speaker design philosophy in general, and ultimately contributed to the development of the new DBR Series.

By incorporating touring-grade technology into these speakers, we've succeeded in creating the most powerful and dependable high-performance, powered loudspeakers...ever.



High Definition Sound

Our transducers, power amplifiers, enclosures and precise, detailed management of signal processing all contribute to produce our stunning high-definition sound. Utilizing our proprietary 48bit Digital Signal Processing, fully customized, premium-grade transducers and extremely accurate constant directivity horn, each full-range model is designed to ensure that the entire audience enjoys the same crystal-clear highs, throbbing bass and focused mids.

Ultimate Power

Yamaha's next-generation high-efficiency Class-D power amplifiers deliver extremely high output levels, with very low distortion and incredibly natural sound from their compact and lightweight modules. Combined with rugged, non-resonant enclosures, custom designed high power handling transducers and formidable DSP, each speaker delivers class-leading SPL while retaining all the precise dynamics and clarity of the original sound.

Outstanding Reliability

Yamaha's mastery of DSP utilization extends beyond sonic control, offering total management of the ongoing signal inside the system. Tour-proven, fail-safe protection functions ensure that the power supply, power amplifier and transducers all perform at their maximum potential even after extended durations of usage in the most severe conditions. Housed in sturdy, road-tested enclosures with heavy-duty steel grilles, each speaker promises enduring reliability you can count on.

Unrivaled Versatility

Our durable, lightweight enclosures weren't designed just to look great; their versatile, compact design offers superior functionality in front-of-house, floor monitoring and installed applications. Every aspect of their physical design, from dimensions and shape, to rigging options and the accessibility of components attached to the enclosure, allows them to adapt seamlessly to countless sound reinforcement applications.

The Power of "D"


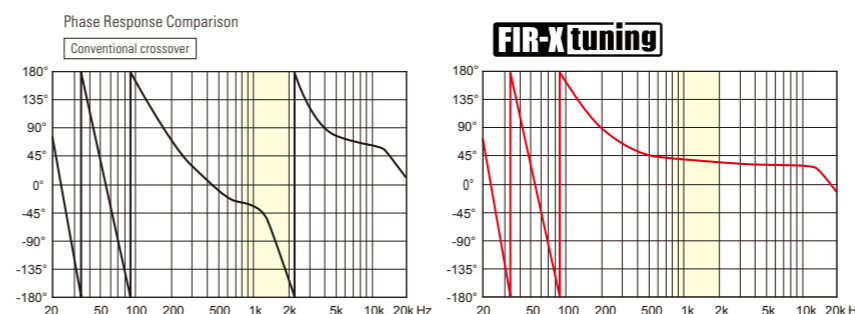
Our development team took full advantage of a number of advanced digital technologies, both new and refined, based on Yamaha's extensive experience accumulated over many long years of developing professional audio equipment. Everything from the detailed management of crossover, EQ and time alignment to the limiter settings, protection functions and precise dynamic control of the sound, was subjected to endless simulation, in-house and field testing to ensure that these speakers produce the highest level of sound quality at the highest output levels possible. Combined with Yamaha's advanced analog signal processing and acoustic technologies, the Power of "D" delivers ultimate performance.



Ultra-Precise DSP Processing for High Definition Sound

All full-range models feature Yamaha's proprietary FIR-X tuning™ utilizing linear phase FIR* filters for the crossover. FIR-X tuning™ simultaneously optimizes frequency and phase response while adjusting the time alignment between the HF and LF transducers. This creates a very smooth response around the crossover point, providing much better clarity and imaging than what is possible with conventional crossovers. All signals are precisely processed by a high-performance processor for high-definition sound quality. All full-range models and DXS subwoofers employ high-precision 24bit discrete A/D and D/A converters with superior S/N ratio and dynamic range.

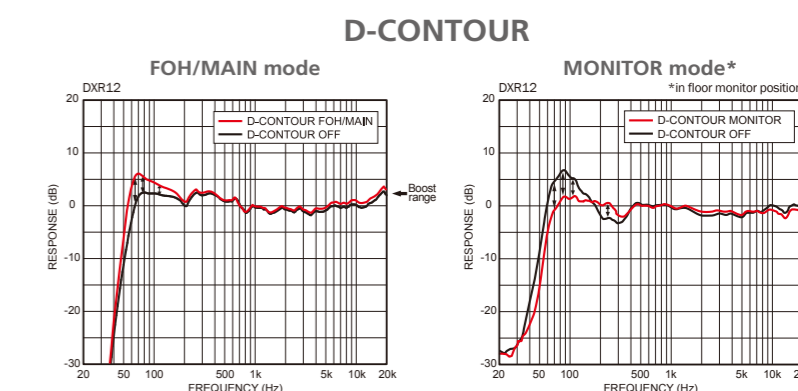
*Finite impulse response



Intelligent Dynamic Control for Consistent Clarity at Any Output Level

D-CONTOUR is an intelligent multi-band compressor that gives you powerful and consistent sound throughout all output levels. Typically, a normal boosting mode adds a certain amount of EQ boost consistently, regardless of the output level. D-CONTOUR works differently. By constantly monitoring the output of multiple frequency bands, DSR, DXR and DBR speakers calculate and dynamically apply the optimum EQ adjustments for each, maintaining outstanding clarity and musicality even at low or maximum SPL levels.

With the DXR and DBR Series, D-CONTOUR provides a more detailed tuning of your sound with two different settings: FOH/MAIN mode or MONITOR mode. FOH/MAIN mode boosts low-frequency to compensate for low-end that is typically missing when speakers are used in suspended applications or mounted on a speaker stand. MONITOR mode is completely optimized for floor monitor application by intelligently taming down the low-frequency that builds up due to floor reflection to give you stunning clarity or monitoring your sound. Both of these presets were perfected by performing countless listening tests with skilled sound engineers, giving you a multi-band compressor that performs dynamically, delivering consistent sound with minimal distortion at any output level.

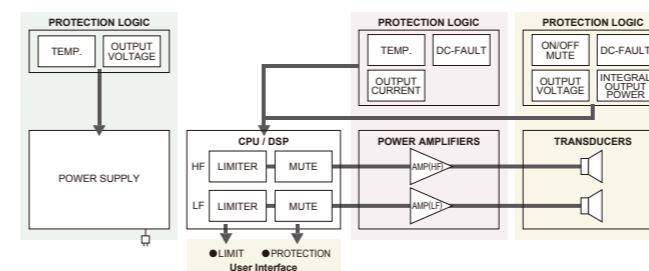


Extensive DSP Protection Functions for Maximum Output

In a typical system comprising passive loudspeakers, power amps, and signal processors, trying to set optimal parameters for each component can be a daunting task. One of the advantages of powered loudspeakers is that the combination of transducers and amps can be perfectly optimized. During the development of the DSR, DXR, DBR, and DXS Series, we measured and tested the durability of each transducer and the overall amp output through countless indoor and outdoor listening tests. Based on the results, we were able to set the optimal limiter point for each model using precise DSP control.


In addition to the optimized limiting the DSR, DXR, DBR, and DXS speakers employ many of the same protection functions used in our top-class TXn Series professional power amplifiers. A microprocessor and high-power DSP monitor the status of the power supply, power amplifiers, transducers and ongoing signals, to protect all aspects of each component. As a result, these speakers can perform to their full potential while ensuring reliable operation in even the most severe conditions.

*The DSR118W is protected by an analog circuit.



Switchable White Front LED

Each DSR, DXR full-range speakers and DXS Series subwoofers has a white LED behind the front grille that illuminates when powered on and varies in brightness depending on the amount of system limiting.



Amplifier and Speaker Technologies

Yamaha loudspeakers don't owe their superb audio performance to cutting-edge DSP technology alone. Only in combination with the very best amplifier units and Yamaha's accrued knowledge of acoustic technologies can these speakers operate at such a consistent, reliable level of performance.

High-Efficiency Class-D Amplifier to deliver the Best-in-class Power

DSR, DXR, DBR and DXS Series are all equipped with highly efficient Class-D amplifiers that were designed to match HF and LF transducers and get the very best performance out of each model. Combined with customized speaker units, these high-performance amplifiers deliver the highest sound output in their class, producing up to 138dB SPL in the high-end DSR215. They also provide very fast attack and superior transient response, contributing to audio performance substantially.



Custom Designed Transducer for High-Definition Sound

Choosing the right transducer can have a considerable impact on the overall sound of a speaker and it's not a task our team took lightly. All DSR, DXR, DBR and DXS transducers were meticulously selected and thoroughly customized in order to deliver the best possible performance. The detailed characteristics and behavior of each transducer were fully analyzed and evaluated with sophisticated computer simulations in order to help realize their full performance potential. The high power output woofers deliver minimal distortion and defined, deep bass, while the precision compression drivers produce accurate midrange and high frequencies up to 20kHz.




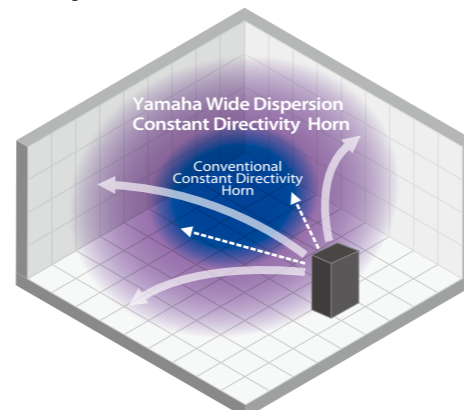
Rugged Enclosure Design for Optimal Acoustic Performance

The durability, materials, and shape of the enclosure have a profound effect on the overall sound of the speaker. Even if high-quality amplifiers and transducers are used, a lack of durability, or errant design of the enclosure will create unwanted resonance and noise. By drawing from Yamaha's extensive history of developing loudspeakers and studio monitors, we carefully simulated and designed highly durable cabinets that eliminate unwanted resonance, and help deliver high-definition sound regardless of the output levels.



Wide Dispersion Constant Directivity Horn for Consistent Sound Dispersal

The extremely accurate constant directivity horn was designed with the goal of minimizing the radiation pattern deterioration in oblique directions that other, more conventional horns are prone to. This can help to achieve a more ideal coverage area without irregularities. With Yamaha's wide dispersion constant directivity horn, sound expands in a more rectangular pattern, evenly dispersing wide-frequency sound to the outer-most edges of the coverage area.



Powered Loudspeakers DSR Series

DSR112 DSR115 DSR215 DSR118W



POWER PERFECTLY PROCESSED

The DSR Series represents the ultimate in Yamaha portable powered loudspeaker systems, delivering the highest output in their class with superior sound resolution —no matter how hard or how long you drive them. We combined decades of real-world experience with our cutting-edge digital and acoustic technologies applied in every stage of development to give you a powerful listening experience that redefines high-definition sound reinforcement. Housed in high-quality wooden enclosures, the DSR Series is the perfect tool for sound engineers, professional musicians, DJ's and entertainers who demand high definition sound, consistent reliability and serious power.

High-Efficiency 1500W Class-D Amplifiers

The DSR's highly efficient Class-D amplifier delivers the highest sound output in their class with 1500W* of power, producing a remarkable SPL of up to 138dB while maintaining precise dynamics and high resolution sound.

*DSR118W delivers 1000W power.



Custom Designed Transducers

The DSR Series' high power output woofers are equipped with a best-in-class 3" voice coil magnet that delivers well-defined, solid bass with very low distortion, while the 2" precision compression drivers produce clear and accurate mids and high frequencies up to 20kHz.



Durable Wooden Cabinet with LINE-X® Coating

The exteriors feature a LINE-X® coating with extremely high damage resistance to protect the cabinet from scratches and wear, maintaining a professional appearance that can withstand many years of usage.



Full-Resonance Switching-Mode Power Supply with PFC



The DSR Series employs a high-efficiency switching-mode power supply with PFC*.

PFC harmonizes the phases of the load current and power supply voltage, maximizing power output and ensuring stable operation under severe conditions. The full-resonance switching method uses both voltage resonance and current resonance, creating a clean

power supply waveform with minimal high frequency noise.

This clean, efficient power supply enables the entire speaker system to achieve its full performance potential.

*Power Factor Correction

Efficiency Natural Convection Heat Sink and Internal Structure

The heat sink uses high-efficiency cooling fins and is integrated with the aluminum die-cast rear panel. Circuit boards are installed on the back of the rear panel, with all parts including the DSP, amplifiers and power supply laid out to ensure maximum heat conductivity.

The entire structure is dedicated to preventing heat build-up, which not only lengthens the service lifetimes of all components, but also ensures that the highest sound quality is realized. Also, the DSP unit is completely shielded to separate it from the amp modules and power supply, preventing noise interference.

Reliability and Functionality to Meet the Highest Professional Standards

In addition to minimal size and lightest weight for portability, the DSR Series loudspeakers are designed to achieve excellence in both physical and electrical reliability. They give you the assurance of worry-free operation for many years.



The DSR's deep pocket metal handles are highly robust yet lightweight and providing comfortable handling, further improving portability. These handles are not only ergonomically correct, they also minimize performance-impairing resonances inside the cabinet.



Heavy-duty powder-coated 16-gauge (1.6mm) steel grilles protect internal components from the rigors of road abuse.



Every DSR Series loudspeaker has a locking IEC power connector and cable. Just push in the AC cord to create a positive lock with the amp module, so there is little chance of accidental disconnection during a performance. If damaged or lost, the locking cable can be easily replaced with a standard IEC cable if needed.

Versatility for a Wide Range of Applications

Easy to handle and transport, the four models of the DSR Series are equipped to function in a variety of configurations, making them ideal for an impressive range of professional applications. The DSR112 and DSR115 enclosures come with a 35mm pole socket for stand or pole mounting, as well as integrated M10 rigging points for suspended applications with standard eyebolts*. Additionally, the DSR112 can be angled for use as an onstage floor monitor and additional speakers can be daisy-chained via the XLR THRU socket on the rear panel. All full-range models also feature XLR and TRS Phone jack inputs that accept both Mic and Line level inputs.

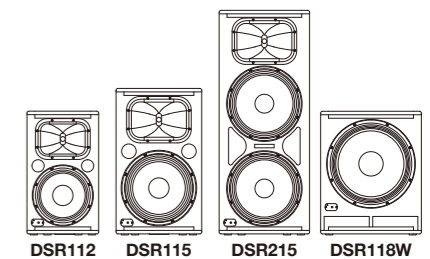
*eye-bolts not included



[DSR112] Suspended from integrated M10 rigging points

	Power ^{*1} Rating	Maximum ^{*2} SPL	Frequency Range	LF	HF	Coverage Angle
DSR112	1500W	134dB SPL	55Hz-20kHz	12" cone	2" diaphragm, 1" throat	H90°x V60°
DSR115	1500W	136dB SPL	45Hz-20kHz	15" cone	2" diaphragm, 1" throat	H90°x V60°
DSR215	1500W	138dB SPL	45Hz-20kHz	Dual 15" cone	2" diaphragm, 1" throat	H90°x V60°
DSR118W	1000W	132dB SPL	40Hz-130Hz	18" cone	-	-

*1 Dynamic Power *2 Measured Maximum SPL (peak)



DSR112 DSR115 DSR215 DSR118W

Powered Loudspeakers DXR Series

DXR8 DXR10 DXR12 DXR15



POWER TO THE PEOPLE

Performance runs in the family, and like the acclaimed DSR Series, DXR Series loudspeakers offer superb high-definition sound and class-leading sound pressure levels—yet in a more compact and extremely functional design that provides a level of versatility unmatched by any speaker in its class today. The DXR Series is comprised of four full-range models perfectly suited for front-of-house sound, monitors, simple amplification, rigged applications and more. Combining the series with our DXS subwoofers will further elevate your system's performance, giving you versatile control of its thunderous bottom end. With the perfect balance of raw power and innovative speaker technologies, you can depend on DXR Series speakers to deliver the full power of your performance to every member of your audience.

High-Efficiency 1100W Class-D Amplifiers

The DXR's compact but highly efficient Class-D amplifier also delivers class-leading sound output with 1100W of power, producing an impressive SPL of up to 133dB, with consistent precision and dynamic performance. The powerful amplifier employs a switching-mode power supply that guarantees consistent performance worldwide.



Custom Designed Transducers

The high power output woofers come equipped with a 2.5" voice coil magnet (2" for DXR8 and DXR10) delivering minimal distortion and clear, prominent bass; while the 1.4" compression drivers produce accurate midrange frequencies and highs up to 20kHz.

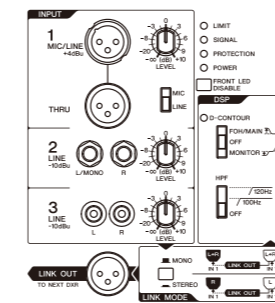


Durable, Compact ABS Enclosures

DXR Series speaker cabinets are moulded in rugged, non-resonant ABS enclosures, designed to dampen down vibrations caused by high output levels, in order to produce less distortion and add to overall sonic quality. The road-tested enclosures are equipped with heavy-duty steel grilles and ergonomic, gripped aluminum handles that greatly improve durability.

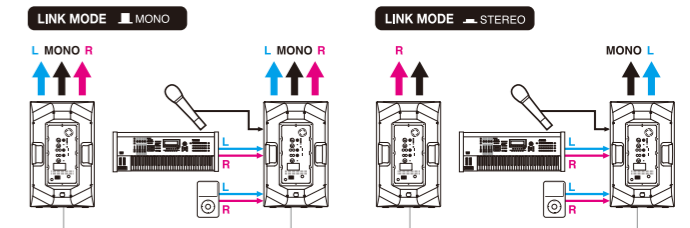


Intelligent Onboard 3-Channel Mixer



The DXR Series features a flexible onboard mixer with a variety of inputs, making it ideal for simple vocal/instrument amplification. With its flexible IN/OUT connectivity, the DXR Series can comprise a full sound reinforcement system, or seamlessly integrate into a setup utilizing DSR, DBR or DXS Series speakers.

- Versatile Mic and Line Level Input Capacity
- Flexible HPF Control with 100Hz or 120Hz options



• Smart Mixing / Linking Function

Each channel has an individual volume control, letting you mix three discrete audio sources. THRU out passes the input signal from INPUT1 and LINK OUT sends mixed signal from all channels—ideal for daisy-chaining or routing the signal to another destination. LINK OUT is very useful for configuring a compact SR system with another DXR, while LINK MODE allows you to easily switch between stereo or dual-mono configurations.

Smart Enclosure Design for Floor Monitoring

DXR10, DXR12 and DXR15 models have optimal 50° wedge angle for floor monitor use. In addition, the DXR12 and DXR15's enclosure design enables mirror-mode monitor placement that can create either a symmetrical sound field for the performer with a larger, more defined "sweet spot" or a stereo sound field setup.



Dual-Angle Pole Mount Socket

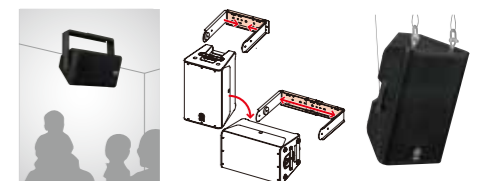
DXR's pole mount socket offers two positions—0° and 7°—to direct the acoustic energy away from reflective surfaces in a room with low ceilings and on to your audience where it belongs.



Rigging Points for Standard Eye-bolts and Optional U-Brackets

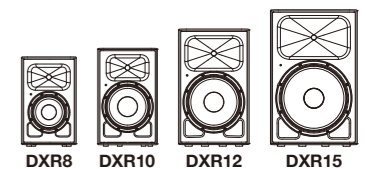
DXR Series loudspeakers come equipped with rigging points, allowing for rigged application with standard eyebolts*. When more versatility is required, optional U-brackets allow simple and easy rigging in both horizontal and vertical configurations.

*Eyebolts not included



	Power Rating ^{*1}	Maximum SPL ^{*2}	Frequency Range	LF	HF	Coverage Angle
DXR8	1100W	129dB SPL	57Hz–20kHz	8" cone	1.4" diaphragm, 1" throat	H90°x V60°
DXR10	1100W	131dB SPL	56Hz–20kHz	10" cone	1.4" diaphragm, 1" throat	H90°x V60°
DXR12	1100W	132dB SPL	52Hz–20kHz	12" cone	1.4" diaphragm, 1" throat	H90°x V60°
DXR15	1100W	133dB SPL	49Hz–20kHz	15" cone	1.4" diaphragm, 1" throat	H90°x V60°

^{*1} Dynamic Power ^{*2} Measured Maximum SPL (peak)



Powered Loudspeakers DBR Series

DBR10 DBR12 DBR15




POWER TO PLAY

Wherever your music may take you, DBR Series loudspeakers are up to the task of delivering powerful, high-quality sound with an un-matched economy of transport and setup time. The most portable powered loudspeakers Yamaha has to offer, the versatile DBR Series harnesses the same state-of-the-art Yamaha DSP and amplifier and speaker technologies developed for the professional DSR Series and DXR Series lineups, ensuring high-resolution sound at any output level. Comprised of 10", 12" and 15" models, each DBR loudspeaker is housed in a newly designed, durable, lightweight cabinet optimized for FOH sound, floor-monitoring and even rigged applications. Whether you're powering your band's live performance, DJ-ing a party, or MC-ing an event, be prepared for DBR Series speakers to take your performance to the next level.

High-Efficiency 1000W Class-D Amplifiers

The DBR's lightweight, high performance Class-D amplifier is capable of producing up to 1000W* of power, achieving an SPL of 132dB, delivered with remarkable clarity and dynamic characteristics.

*DBR10 has an output level of 700W.



Custom Designed Transducer

The high power output woofers deliver well-defined, powerful bass with minimal distortion, while the 1.4" precision compression driver* produces accurate mid-range and high frequencies.

*DBR10 features a 1" compression driver.



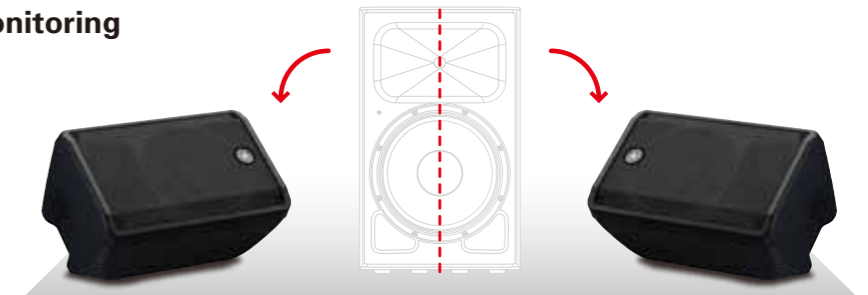
A Rugged, Highly Portable Cabinet

DBR Series speakers feature a compact, lightweight, and durable plastic cabinet which offers the highest level of portability of all Yamaha powered speakers. The sleek steel grill bolsters cabinet durability and protects the internal components while a newly designed ergonomic handles provide effortless transportation and system setup.



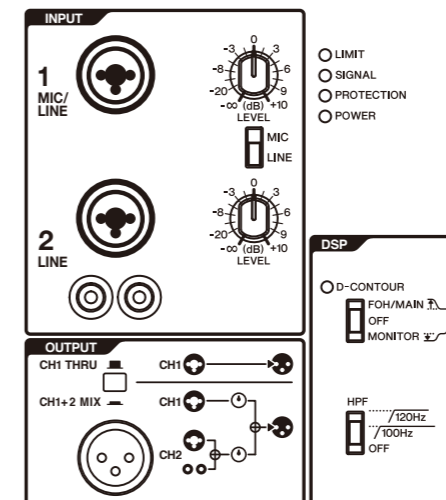
Smart Enclosure Design for Floor Monitoring

DBR Series speakers feature an optimized 50° wedge angle for floor monitoring. In addition the DBR12 and DBR15's symmetrical shape allows for effortless configuration of a mirror-mode floor monitoring system in either symmetrical or stereo sound field setups.



Easy-to-use Onboard 2-Channel Mixer

DBR Series speakers have two input channels. CH1 has a combo jack which accepts both XLR and TRS Phone allowing for either Mic or Line level input signals. CH2 offers two input options; a combo jack that accepts XLR or TRS Phone, and an RCA pin jack for input from CD players or other stereo line-level sources. The onboard mixer allows you to select either CH1+2 MIX to mix the signal of CH1 and CH2, or CH1 THRU to pass the signal from CH1 only.



Rigging Points for Installation Applications

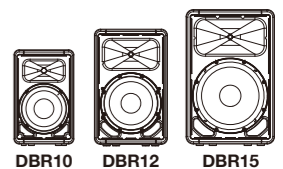
DBR loudspeakers come equipped with M8 rigging threads, allowing for rigged applications with optional speaker brackets or standardized eye-bolts.

*Speaker brackets and eye-bolts are not included.



	Power Rating ^{*1}	Maximum SPL ^{*2}	Frequency Range	LF	HF	Coverage Angle
DBR10	700W	129dB SPL	55Hz-20kHz	10" cone	1" diaphragm, 1" throat	H90°x V60°
DBR12	1000W	131dB SPL	52Hz-20kHz	12" cone	1.4" diaphragm, 1" throat	H90°x V60°
DBR15	1000W	132dB SPL	50Hz-20kHz	15" cone	1.4" diaphragm, 1" throat	H90°x V60°

*1 Dynamic Power *2 Measured Maximum SPL (peak)



Powered Subwoofers DXS Series

DXS12 DXS15

POWER IN VERSATILITY


The DXS Series are compact, high-output, powered subwoofers that match perfectly with DSR, DXR and DBR full-range powered loudspeakers, and feature intelligent DSP technologies that enhance the versatility in its performance.

Unrivaled Clarity and High Output Power

The DXS Series has a band-pass design that produces extremely high SPL by drastically reducing the distortion. The DXS features a customized, high-power handling woofer with superior damping for a clean, accurate delivery of the massive power produced by a 950W Class-D high-efficiency amplifier.

What's more, Yamaha's formidable DSP technologies are perfectly utilized in the DXS Series for precise tuning of filters and low-frequency response, as well as high-grade protection functions that ensure all components perform to the full limit of their potential. The unmistakable result is clearly defined, powerful bass frequencies that will take your sound system to new heights... and depths.

DXS Series
Band-Pass Type Enclosure



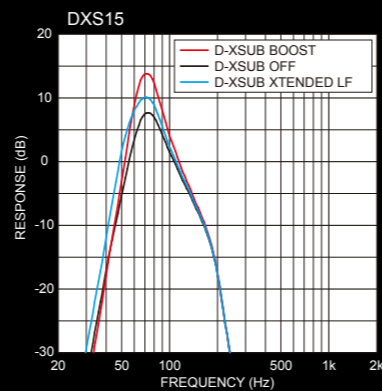
DXR8 on
DXS12

DXR12 on
DXS15



D-XSUB Bass Processing

Powerful D-XSUB processing allows you to choose from either NORMAL, BOOST or XTENDED LF settings. NORMAL mode gives you the ideally balanced low-frequency response, while BOOST mode provides a more tight and focused bass. XTENDED LF mode drops the low-end frequencies down even further for thunderous bottom end that delivers. Take your full-range system to the next level with the power and versatility of DXS Series active subwoofers.



Flexible LPF Control

Flexible LPF settings can be chosen from 80, 100 and 120Hz, allowing the optimal setting with DSR, DXR and DBR full-range speakers.

Functional Speaker Cover

SPCVR-0801 SPCVR-1001 SPCVR-1201 SPCVR-1501
SPCVR-12S01 SPCVR-15S01

Introducing Yamaha's newly designed functional speaker covers that protect your speakers from unfavorable weather conditions during outdoor performances, dusty and dirty warehouse storage, or the rigors of equipment transport on the road.

- **Trilaminar fabric** of durable polyester, with inner PVC coat and cushion inside for impact suppression
- **Front mesh** allows sound reinforcement with the cover as well as ensures amp cooling
- **Rear roof** allows easy access to the rear panel with the cover on
- **Handle slit** allows easy access to the handles for carriage
- **Inner pocket** additional space for carrying cables

*NOTE: The covers do NOT guarantee water-drip protection.




SPCVR-1501
on DXR15



SPCVR-15S01
on DXS15



Slit for pole socket (SPCVR-12S01, SPCVR-15S01)



Trilaminar fabric

Compatible Speakers

SPCVR-0801	DXR8
SPCVR-1001	DXR10, DBR10, CBR10
SPCVR-1201	DXR12, DBR12, CBR12
SPCVR-1501	DXR15, DBR15, CBR15
SPCVR-12S01	DXS12
SPCVR-15S01	DXS15

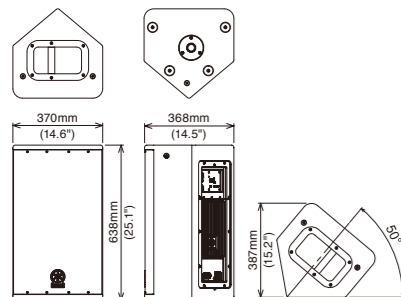
*Please visit our Web site for the latest information (<http://www.yamahaproaudio.com>)

DSR Series

12" 2-way Powered Loudspeaker

DSR112

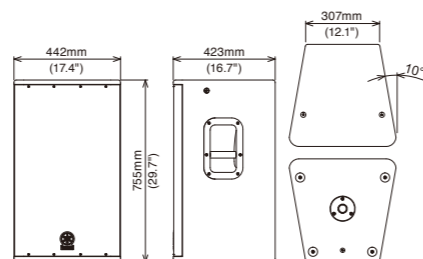
The DSR112 is the most compact and versatile speaker in the series. Capable of delivering an astonishing peak SPL of 134dB, the DSR112 can be used for both front-of-house sound or floor monitoring applications.



15" 2-way Powered Loudspeaker

DSR115

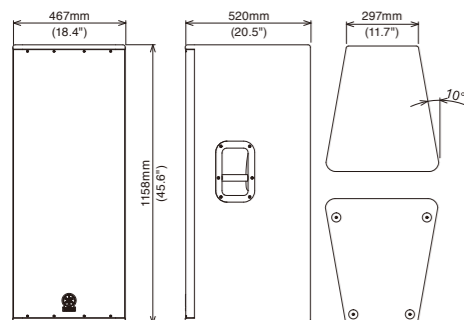
The DSR115 is a high-power 15" 2-way loudspeaker perfect for situations that require a more prominent bottom end and higher output. With a maximum SPL of 136dB and extremely wide bandwidth the DSR115 ensures a higher level of audience satisfaction.



Dual 15" 2-way Powered Loudspeaker

DSR215

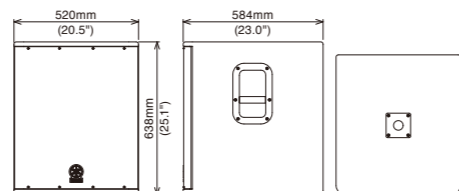
Perfect for live sound applications that require a simple setup and serious power, the DSR215 features two cast-frame 15" woofers, and a neodymium compression driver that faithfully reproduce a wide frequency range—from thunderous lows to soaring highs—with outstanding clarity.



18" Powered Subwoofer

DSR118W

The DSR118W is a compact, high-power subwoofer that can lower the bass frequencies of the DSR full range speakers to below 40Hz. With a high efficiency 1000W Class-D amplifier and a long travel, cast frame 18" woofer, the DSR118W will power your performance with earth-shaking bottom end.

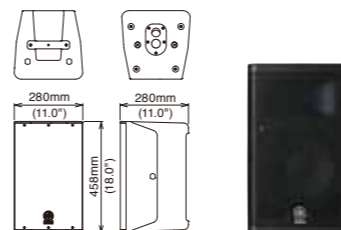


DXR Series

8" 2-way Powered Loudspeaker

DXR8

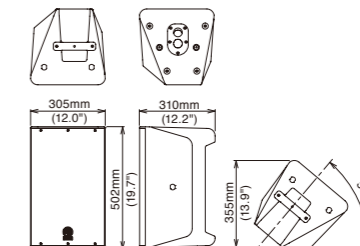
The most compact of the DXR Series speakers, the DXR8 makes the most of its 1100W of power, delivering extremely high output while maintaining outstanding resolution. Adding a DXS12 subwoofer gives you an ultra-compact high-power SR system.



10" 2-way Powered Loudspeaker

DXR10

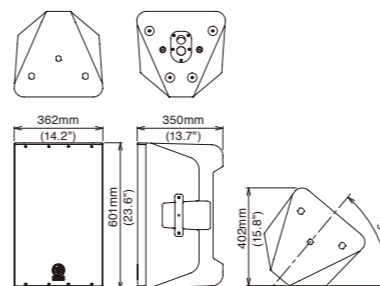
Portable, yet capable of producing an astonishing 131 dB SPL, the DXR10's compact, functional design makes it ideal for a wide range of applications. Whether providing simple vocal/ instrument amplification, very powerful floor monitoring or comprising a compact SR system—the DXR10 delivers without compromising sound quality and power.



12" 2-way Powered Loudspeaker

DXR12

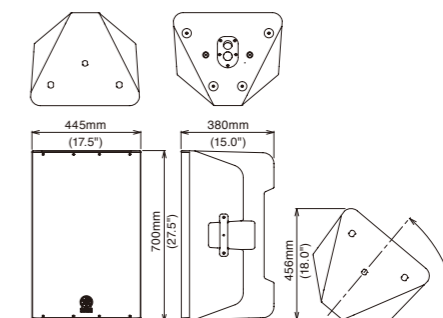
The DXR12 is an extremely high-power loudspeaker that is capable of producing a maximum SPL of 132dB with its impressive 1100W of power. It is the perfect solution for live sound applications that demand wide bandwidth and extremely high-resolution sound.



15" 2-way Powered Loudspeaker

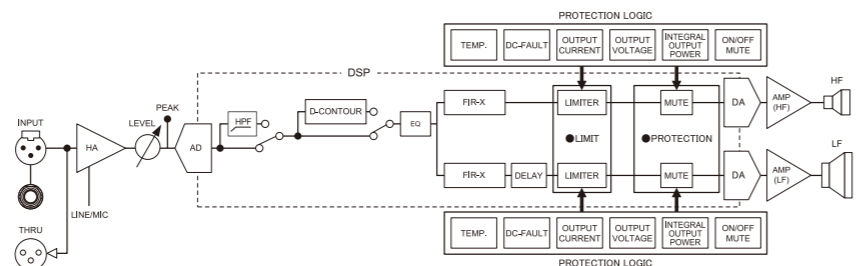
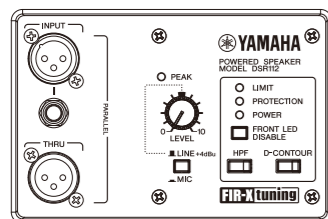
DXR15

The DXR15 achieves class-leading SPLs and full bandwidth performance by combining a powerful Class-D amplifier with a high-power woofer and Yamaha's cutting edge technologies. Throw in some D-CONTOUR and you'll feel like you're using a subwoofer.



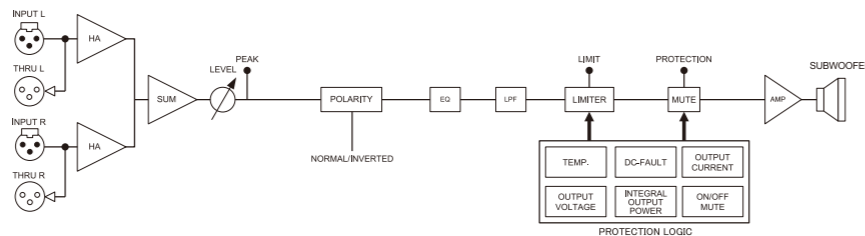
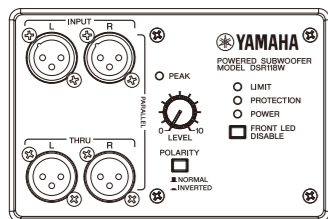
Rear Panels & Block Diagrams

DSR Series : Full-range models



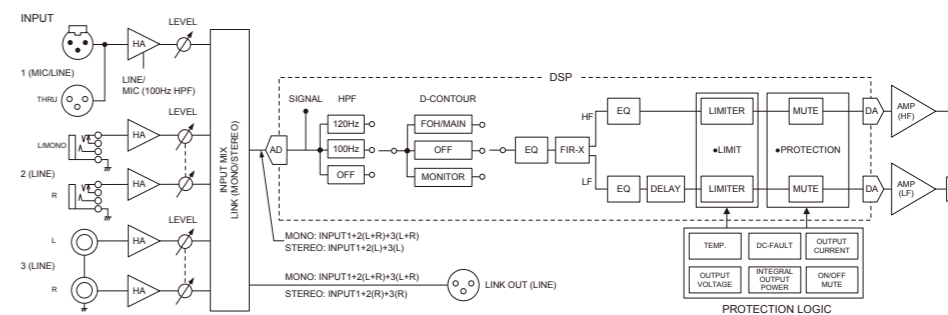
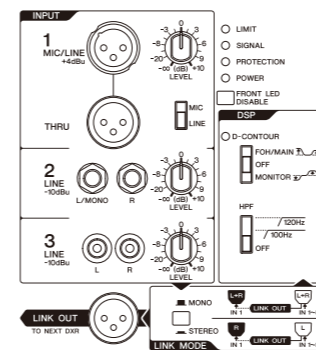
Rear Panels & Block Diagrams

DSR Series : Subwoofer model



Rear Panels & Block Diagrams

DXR Series

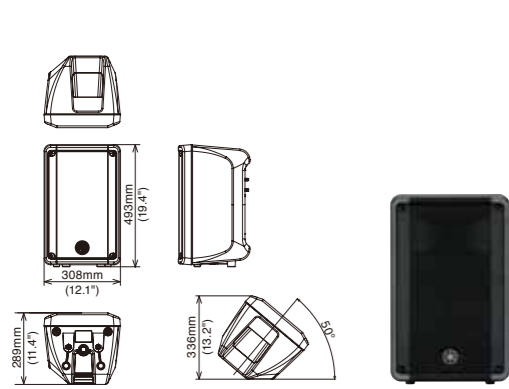


DBR Series

10" 2-way Powered Loudspeaker

DBR10

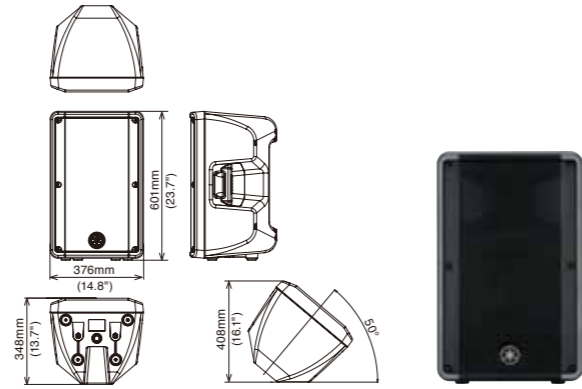
The DBR10 is the most compact model in the lineup and in its class. Capable of delivering a maximum SPL of 129dB from its compact enclosure, the DBR10 can be used as a utility speaker in a variety of environments.



12" 2-way Powered Loudspeaker

DBR12

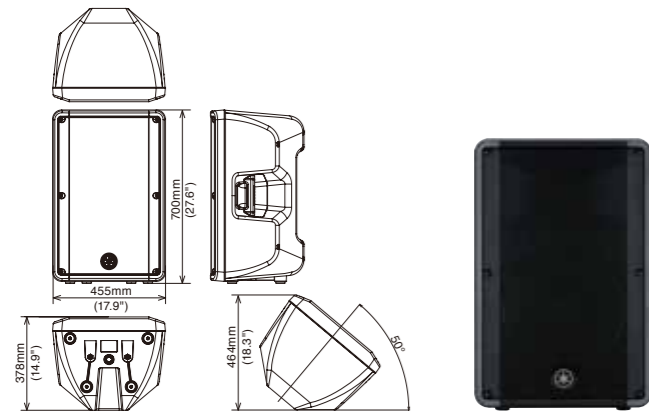
The DBR12 represents a perfect balance of size and performance, with 1000W of power and outstanding resolution at any output level. Ideal for front-of-house, floor monitoring applications or even the stage side fills, the DBR12 is an ideal choice for a wide range of applications.



15" 2-way Powered Loudspeaker

DBR15

The DBR15 achieves best-in-class SPL of up to 132dB and delivers the lowest frequency in its lineup. The DBR15 delivers outstanding performance for the main front-of-house sound for the live performance or DJ events that require highly prominent low and more power.

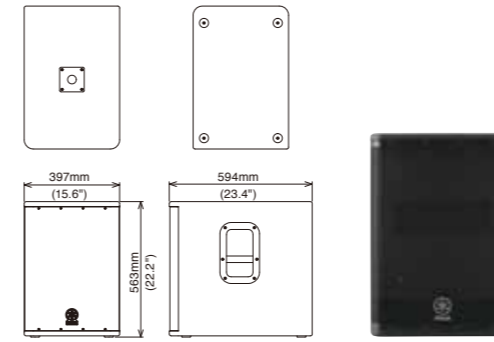


DXS Series

12" Powered Subwoofer

DXS12

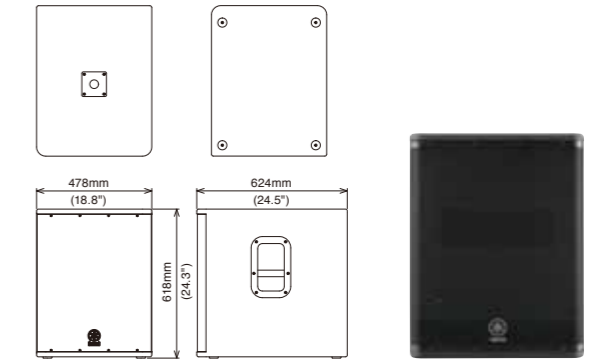
The DXS12 is an extremely compact and powerful subwoofer equipped with a high-efficiency 950W Class-D amplifier and a 12" high-output woofer housed in an acoustically optimized band-pass enclosure. Try out our powerful D-XSUB low frequency processing for low-end you would never expect from a compact 12" subwoofer.



15" Powered Subwoofer

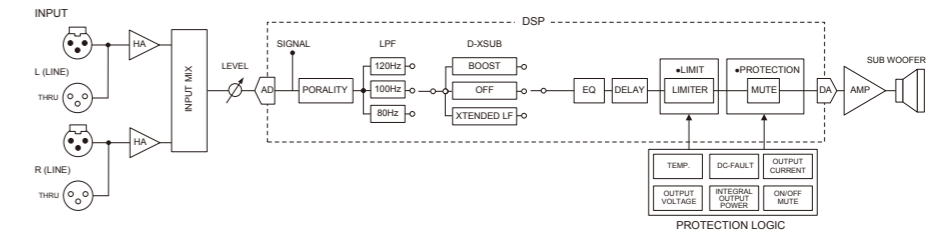
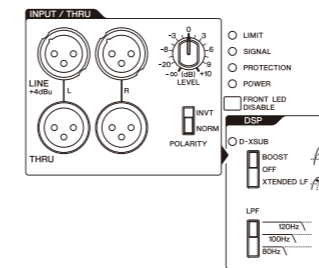
DXS15

The all-new DXS15 subwoofer delivers powerful yet focused low end reaching as low as 42Hz. The DXS's fully optimized band-pass design combines with its powerful Class-D amplifier, long-travel 15" woofer, and formidable DSP to deliver a tight, impressive bass with outstanding depth and high power output.



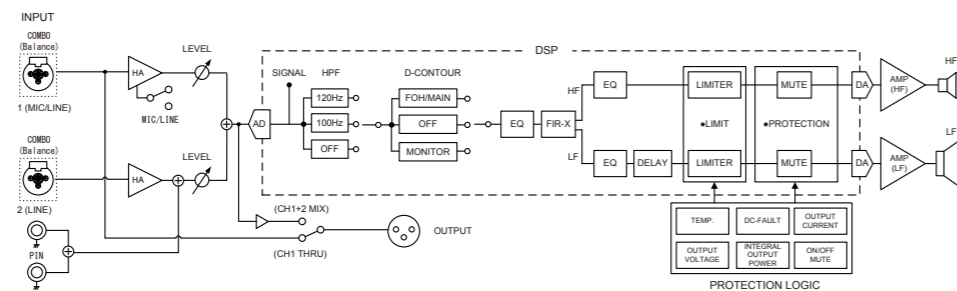
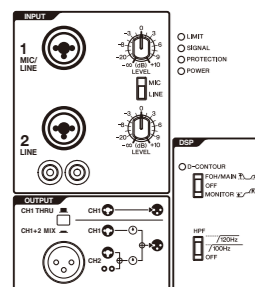
Rear Panels & Block Diagrams

DXS Series



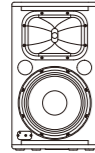
Rear Panels & Block Diagrams

DBR Series

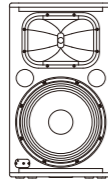


Specifications

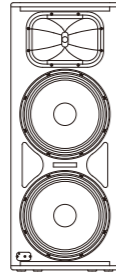
DSR Series



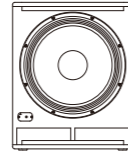
DSR112



DSR115



DSR215



DSR118W

DXR Series



DXR8



DXR10

DBR Series



DXR12



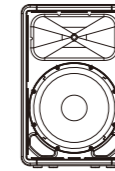
DXR15



DBR10

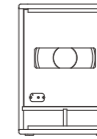


DBR12

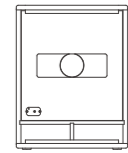


DBR15

DXS Series



DXS12



DXS15

General		DSR Series			DXR Series	
System Type	2-way, Bi-amp powered speaker, Bass-reflex type			Powered subwoofer, Bass-reflex type	2-way, Bi-amp powered speaker, Bass-reflex type	
Frequency Range (-10dB)	55Hz - 20kHz	45Hz - 20kHz	45Hz - 20kHz	40Hz - 130Hz	57Hz - 20kHz	56Hz - 20kHz
Coverage Angle	H90° x V60° constant directivity horn			-	H90° x V60° constant directivity horn	
Crossover Type	FIR-X tuning™ (Linear phase FIR filter)			-	FIR-X tuning™ (Linear phase FIR filter)	
Crossover Frequency	1.7kHz	-	-	-	2.4kHz	2.3kHz
Measured Maximum SPL (peak)	134dB SPL	136dB SPL	138dB SPL	132dB SPL	129dB SPL	131dB SPL
IEC noise@1m						

Transducer		DSR Series			DXR Series	
LF	Diameter	12" cone	15" cone	2 x 15" cone	18" cone	
	Voice Coil	3"	3"	2.5"	3"	2"
	Magnet	Neodymium		Ferrite	Ferrite	Ferrite
HF	Diaphragm	2"			-	1.4"
	Type	1" throat compression driver			-	1" throat compression driver
	Magnet	Neodymium			-	Ferrite

Enclosure		DSR Series			DXR Series	
Material, Finish, Color	Wood, LINE-X®, Black			ABS, Matte black		
Floor Monitor Angle	50°	-	-	-	-	50°
Dimensions (W x H x D, with rubber feet)	370 x 638 x 368mm (14.6" x 25.1" x 14.5")	442 x 755 x 423mm (17.4" x 29.7" x 16.7")	467 x 1158 x 520mm (18.4" x 45.6" x 20.5")	520 x 638 x 584 mm (20.5" x 25.1" x 23.0")	280 x 458 x 280 mm (11.0" x 18.0" x 11.0")	305 x 502 x 310 mm (12.0" x 19.7" x 12.2")
Net Weight	21.2kg (47lbs)	28.0kg (62lbs)	49.8kg (110lbs)	42.0kg (93lbs)	13.5kg (29.8lbs)	14.6kg (32.2lbs)
Handles	Top x 1	Side x 2	-	-	Top x 1	-
Pole Socket	35mm (Bottom x 1)		-	35mm (Top x 1)	35mm with 2-way feature (0 or 7 degrees)	
Rigging Points	Top x 2, Rear x 1 (Fits for M10 x 18mm eyebolts)		-	-	Top x 2, Rear x 1 (Fits for M8 x 15mm eyebolts)	-
Optional Speaker Bracket	-			-	UB-DXR8	UB-DXR10

Amplifier		DSR Series			DXR Series	
Amplifier Type	Class-D			Class-D		
Power Rating*1	Dynamic	1500W (LF: 1020W, HF: 480W)		1020W	1100W (LF: 950W, HF: 150W)	
	Continuous	1300W (LF: 850W, HF: 450W)		800W	700W (LF: 600W, HF: 100W)	
Cooling	Natural convection			Fan cooling, 4 speeds		
HPF/LPF	OFF, 120Hz 24dB/oct HPF			120Hz 24dB/oct LPF	OFF, 100, 120Hz 24dB/oct HPF	
DSP preset	D-CONTOUR (Dynamic CONTOUR)			-	D-CONTOUR: FOH/MAIN, MONITOR, OFF	
Protection	Speaker	Clip limiting, Integral Power Protection, DC-fault			Clip limiting, Integral Power Protection, DC-fault	
	Amplifier	Thermal, Output over current			Thermal, Output over current	
	Power Supply	Thermal, Output over voltage, Output over current			Thermal, Output over voltage, Output over current	
Connectors	Input	XLR-3-31 x 1 TRS Phone Jack x 1		XLR-3-31 x 2	INPUT1: XLR3-31 x 1, INPUT2: Phone x 2, INPUT3: RCA PIN x 2	
	Output	XLR-3-32 x 1 Parallel with INPUT		XLR-3-32 x 2 Parallel with INPUT	THRU: XLR3-32 x 1 (Parallel with INPUT1), LINK OUT: XLR3-32 x 1	
Input Impedance	INPUT1: LINE: 12kΩ, MIC: 8kΩ		INPUT1: 10kΩ	INPUT1: LINE: 12kΩ, MIC: 8kΩ INPUT2, 3: L, R: 40kΩ, MONO: 20kΩ		
Input Sensitivity (LEVEL: Maximum)	INPUT1: LINE: 0 dBu, MIC: -25 dBu		INPUT1: 0 dBu	INPUT1: LINE: +1 dBu, MIC: -32 dBu INPUT2, 3: -13 dBu		
Input Sensitivity (LEVEL: Center)	INPUT1: LINE: +7 dBu, MIC: -18 dBu		-	INPUT1: LINE: +11 dBu, MIC: -22 dBu INPUT2, 3: -3 dBu		
Maximum Input Level	INPUT1: LINE: +24 dBu, MIC: -11 dBu		INPUT1: +24 dBu	INPUT1: LINE: +24dBu, MIC: +20dBu INPUT2, 3: +16 dBu		
Controls	LEVEL, LINE/MIC, HPF, D-CONTOUR, FRONT LED DISABLE, POWER			LEVEL, POLARITY, FRONT LED DISABLE, POWER	LEVEL x 3, LINE/MIC, HPF, D-CONTOUR, FRONT LED DISABLE, LINK MODE, POWER	
Idle Power Consumption	30W			100W	35W	
1/8 Power Consumption	100W		140W	100W	90W	
Power Requirements	North America: 120V, 60Hz, Japan: 100V, 50Hz/60Hz, Other areas: 220 - 240V, 50Hz			100V - 240V, 50Hz/60Hz	100V - 240V, 50Hz/60Hz	

0dBu is referenced to 0.775Vrms.
*1 Power rating (120V, 25°C). This is total value of individual output power.

General		DBR Series			DXS Series	
System Type	2-way, Bi-amp powered speaker, Bass-reflex type			Powered subwoofer, Bass-reflex type	2-way, Bi-amp powered speaker, Bass-reflex type	
Frequency Range (-10dB)	52Hz - 20kHz	49Hz - 20kHz	55Hz - 20kHz	52Hz - 20kHz	50Hz - 20kHz	
Coverage Angle	H90° x V60° constant directivity horn			-	H90° x V60° constant directivity horn	
Crossover Type	FIR-X tuning™ (Linear phase FIR filter)			-	FIR-X tuning™ (Linear phase FIR filter)	
Crossover Frequency	2.1kHz	2.1kHz	2.1kHz	2.1kHz	2.1kHz	-
Measured Maximum SPL (peak)	132dB SPL	133dB SPL	129dB SPL	131dB SPL	132dB SPL	131dB SPL
IEC noise@1m						

Transducer		DBR Series			DXS Series	
LF	Diameter	12" cone	15" cone	10" cone	12" cone	15" cone
	Voice Coil	2.5"	2.5"	2"	2.5"	2.5"
	Magnet	Ferrite		Ferrite	Ferrite	
HF	Diaphragm	1.4"		1"	1.4"	-
	Type	1" throat compression driver		-	1" throat compression driver	-
	Magnet	Ferrite		-	Ferrite	-

Enclosure		DBR Series			DXS Series	
Material, Finish, Color	ABS, Matte black			Plastic, Black		Wood, Paint, Black
Floor Monitor Angle	50° Symmetrical	50° Symmetrical	50°	50° Symmetrical	50° Symmetrical	-
Dimensions (W x H x D, with rubber feet)	362 x 601 x 350 mm (14.2" x 23.6" x 13.7")	445 x 700 x 380 mm (17.5" x 27.5" x 15.0")	308 x 493 x 289 mm (12.1" x 19.4" x 11.4")	376 x 601 x 348 mm (14.8" x 23.7" x 13.7")	455 x 700 x 378 mm (17.9" x 27.6" x 14.9")	397 x 563 x 594 mm (15.6" x 22.2" x 23.4") 478 x 618 x 624 mm (18.8" x 24.3" x 24.5")
Net Weight	19.3kg (42.5lbs)	22.5kg (49.6lbs)	10.5 kg (23.2 lbs)	15.8 kg (34.8 lbs)	19.3 kg (42.6 lbs)	33.0kg (72.8lbs) 38.0kg (83.8lbs)
Handles	Side x 2	Top x 1	Top x 1	Side x 2	Side x 2	Side x 2
Pole Socket	35mm with 2-way feature (0 or 7 degrees)		35mm (Bottom x 1)	35mm (Top x 1)		35mm (Top x 1)
Rigging Points	Top x 2, Rear x 1 (Fits for M10 x 18mm eyebolts)	Bottom x 2 (Fit for M8 x 15 mm eyebolts)	Bottom x 2, Rear x 1 (Fit for M8 x 15 mm eyebolts)	Bottom x 2, Rear x 1 (Fit for M8 x 15 mm eyebolts)		-
Optional Speaker Bracket	UB-DXR12	UB-DXR15	BBS251, BCS251, BWS251-300, BWS251-400	-		-

Amplifier		DBR Series			DXS Series	
Amplifier Type	Class-D			Class-D		Class-D
Power Rating*1	Dynamic	1100W (LF: 950W, HF: 150W)		700 W (LF: 500 W, HF: 200 W)	1000 W (LF: 800 W, HF: 200 W)	950W
	Continuous	700W (LF: 600W, HF: 100W)		325 W (LF: 260 W, HF: 65 W)	465 W (LF: 400 W, HF: 65 W)	600W
Cooling	Fan cooling, 4 speeds			Fan cooling, 4 speeds		Fan cooling, 4 speeds
HPF/LPF	OFF, 100, 120Hz 24dB/oct HPF			OFF, 100, 120Hz 24dB/oct HPF		80, 100, 120Hz 24dB/oct LPF
DSP preset	D-CONTOUR: FOH/MAIN, MONITOR, OFF			D-CONTOUR: FOH/MAIN, MONITOR, OFF		D-XSUB: BOOST, XTENDED-LF, OFF
Protection	Speaker	Clip limiting, Integral Power Protection, DC-fault			Clip limiting, Integral Power Protection, DC-fault	
	Amplifier	Thermal, Output over current			Thermal, Output over current	
	Power Supply	Thermal, Output over voltage, Output over current			Thermal, Output over voltage, Output over current	
Connectors	Input	XLR-3-31 x 1 TRS Phone Jack x 1		INPUT1: XLR3-31 x 1, INPUT2: Phone x 2, INPUT3: RCA PIN x 2	INPUT1: Combo x1 INPUT2: Combo x 1 + RCA-pin x 2 (Unbalanced)	INPUT: XLR3-31 x 2
	Output	XLR-3-32 x 1 Parallel with INPUT		THRU: XLR3-32 x 1 (Parallel with INPUT1), LINK OUT: XLR3-32 x 1	XLR3-32 x 1 (CH1 Parallel Through or CH1+CH2 Mix)	THRU: XLR3-32 x 2 (Parallel with INPUT)
Input Impedance	INPUT1: LINE: 12kΩ, MIC: 8kΩ		INPUT1: 10kΩ	INPUT1 (XLR, TRS Phone) : 3kΩ INPUT2 (XLR, TRS Phone, RCA Pin) : 10kΩ		INPUT1: 10kΩ -
Input Sensitivity (LEVEL: Maximum)	INPUT1: LINE: 0 dBu, MIC: -25 dBu		INPUT1: 0 dBu	INPUT1: LINE: +1 dBu, MIC: -32 dBu IPNUT2, 3: -13 dBu		INPUT1: +1 dBu -
Input Sensitivity (LEVEL: Center)	INPUT1: LINE: +7 dBu, MIC: -18 dBu		-	INPUT1: LINE: +11 dBu, MIC: -22dBu INPUT2, 3: -3 dBu		INPUT1: +11 dBu -
Maximum Input Level	INPUT1: LINE: +24 dBu, MIC: -11 dBu		INPUT1: +24 dBu	INPUT1: LINE: +24 dBu, MIC: +20dBu INPUT2, 3: +16 dBu		INPUT1: +24 dBu -
Controls	LEVEL, LINE/MIC, HPF, D-CONTOUR, FRONT LED DISABLE, POWER			LEVEL, POLARITY, FRONT LED DISABLE, LINK MODE, POWER	LEVEL x2, LINE/MIC, HPF, D-CONTOUR, THRU/MIX, POWER	
Idle Power Consumption	30W			100W	35W	
1/8 Power Consumption	100W		140W	100W	90W	
Power Requirements	North America: 120V, 60Hz, Japan: 100V, 50Hz/60Hz, Other areas: 220 - 240V, 50Hz			100V - 240V, 50Hz/60Hz	100 V, 100-120V, 220-240 V, 110/127/220V (Brazil), 50/60Hz	