

# Harley Benton

## AirBorne Pro Instrument

### Quick Start Guide

This quick start guide contains important information on the safe operation of the product. Read and follow the safety advice and instructions given. Retain the quick start guide for future reference. If you pass the product on to others please include this quick start guide.

### Safety instructions

#### Intended use

This device is intended to be used for the wireless transmission of audio signals from instruments to mixers, amplifiers or active speakers. Any other use or use under other operating conditions is considered to be improper and may result in personal injury or property damage. No liability will be assumed for damages resulting from improper use.

#### Danger for children



Ensure that plastic bags, packaging, etc. are disposed of properly and are not within reach of babies and young children. Choking hazard! Ensure that children do not detach any small parts (e.g. knobs or the like) from the unit. They could swallow the pieces and choke! Never let unattended children use electrical devices.

#### Electromagnetic compatibility with other electrical equipment

Using the device near radios or TV sets may cause interference. Then increase the distance between the devices.

#### Notes on wireless transmission

The system works in the frequency range 5.729 GHz... 5.820 GHz and is free of charge and registration worldwide.

This device utilizes frequencies that are not harmonized within the European Union (EU) and therefore may only be used in certain EU member states. In all European countries, the frequencies used for the transmission of audio signals are strictly regulated. Before you start, make sure the frequencies are allowed in the respective country and check whether the operation must be reported to the appropriate authority. For more information, please visit: <http://www.thomann.de>.

- Make sure that transmitter and receiver are both tuned to the same channel.
- Never set multiple transmitters to the same channel.
- Make sure that there are no metal objects between the transmitter and receiver.
- Avoid interference from other radio or in-ear systems.

#### Where to use the product

Never use the product

- in conditions of extreme temperature or humidity
- in extremely dusty or dirty areas
- at locations where the unit can become wet

#### General handling

- To prevent damage, never use force when operating the switches and controls.
- Never immerse the appliance in water. Just wipe it with a clean dry cloth. Do not use liquid cleaners such as benzene, thinners or flammable cleaning agents.

#### Incorrect handling of lithium batteries can result in injury

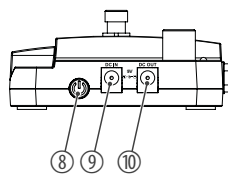
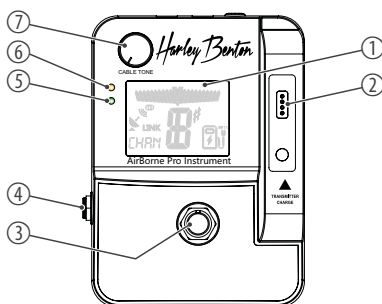
- In the event of a short circuit, overheating or mechanical damage, lithium batteries can cause severe injuries.
- When handled correctly and appropriately lithium batteries pose no risk.
- Store lithium batteries in a cool, dry place, ideally in the original packaging.
- Store lithium batteries away from heat sources (e.g. radiators or sunlight). Lithium batteries are hermetically sealed. Never attempt to open a lithium battery.
- If the battery housing is damaged small amounts of the electrolyte may leak out. If this should happen, seal the lithium battery in airtight packaging and wipe up the traces of electrolyte using absorbent paper towels. You must wear protective rubber gloves when doing so. Clean your hands and the affected surface thoroughly with cold water.
- Never attempt to recharge non-rechargeable lithium batteries. When charging lithium batteries you must use a suitable charging device intended for the purpose.
- Before disposing of the device remove the lithium batteries. Protect used lithium batteries against potential short circuits, e.g. by covering the poles with adhesive tape.
- Only use powder extinguishers or other suitable extinguishing agents to extinguish a burning lithium battery.

### Features

- Digital wireless system
- Suitable for all instruments with a 6.35 mm audio jack
- Plug-n-play

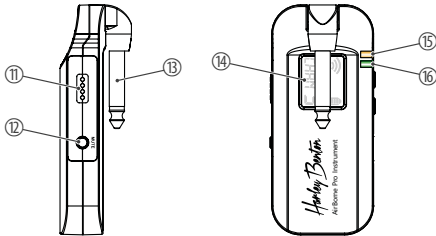
- Transmission range up to 35 m
- Battery life of the transmitter up to 5 hours
- Built-in tuner and cable sound simulator

### Receiver



- ① Display
- ② Magnetic charging contacts for the transmitter
- ③ Footswitch to activate tuner mode
- ④ [OUT]: 1/4" jack socket as unbalanced audio signal output for direct connection to an amplifier
- ⑤ LED to indicate the pairing between transmitter and receiver
- ⑥ ID indicator
- ⑦ Rotary control for selecting a virtual cable length for simulating the influences that a conventional cable has on the transmission.
- ⑧ Main switch
- ⑨ [DC IN]: Connection for the included power supply unit for voltage supply
- ⑩ [DC OUT]: Connection for power supply of an additional pedal

### Transmitter



- ⑪ Magnetic charging contacts for the transmitter
- ⑫ [MUTE]: Button to mute the output of the receiver
- ⑬ 1/4" jack plug for connection to an instrument
- ⑭ Display
- ⑮ LED to indicate the pairing between transmitter and receiver
- ⑯ ID indicator
- ⑰ [ID]: Button to select one of the four wireless transmission channels
- ⑱ [POWER]: Main switch
- ⑲ USB connection for charging the transmitter using the included USB cable

### Technical specifications

#### Receiver

- Frequency range: 5.729 GHz ... 5.820 GHz
- Sensitivity: -81 dBm
- Signal-to-noise ratio: 140 dB
- Audio sampling rate: 24 bit / 48 kHz
- Total Harmonic Distortion: -100 db
- Latency: 5.6 ms
- Power supply: external power adapter, 100 - 240 V ~ 50/60 Hz
- Operating voltage: 9 V  $\overline{\text{---}}$  / 500 mA, centre negative
- Dimensions (W x H x D): 99 mm x 50 mm x 130 mm
- Weight: 263 g
- Ambient conditions: Temperature range: 0 °C...40 °C  
Relative humidity: 20 %...80 % (non-condensing)

#### Transmitter

- Frequency range: 5.729 GHz ... 5.820 GHz
- Max. transmission power: 7 dBm
- Max. input signal amplitude: 500 mV
- Transmission rate: 2 MHz
- Signal-to-noise ratio: 140 dB
- Audio sampling rate: 24 bit / 48 kHz
- Total Harmonic Distortion: -100 db
- Latency: 5.6 ms
- Power supply: Lithium-ion battery, 3.7 V, 600 mAh
- Dimensions (W x H x D): 43 mm x 29 mm x 92 mm
- Weight: 56 g
- Ambient conditions: Temperature range: 0 °C...40 °C  
Relative humidity: 20 %...80 % (non-condensing)



Detailed operating instructions are available for download on the product page of our homepage [www.thomann.de](http://www.thomann.de).



For the transport and protective packaging, environmentally friendly materials have been chosen that can be supplied to normal recycling. Ensure that plastic bags, packaging, etc. are properly disposed of. Do not just dispose of these materials with your normal household waste, but make sure that they are collected for recycling. Please follow the notes and markings on the packaging.



Dispose lithium batteries only in discharged condition. Remove replaceable lithium batteries from the device before disposal. Protect used lithium batteries from short circuits, for example by covering the poles with adhesive tape. Permanently installed lithium batteries must be disposed of together with the device. Please inquire about a suitable acceptance point.



This product is subject to the European Waste Electrical and Electronic Equipment Directive (WEEE) in its currently valid version. Do not dispose of your old device with your normal household waste. Dispose of this product through an approved waste disposal firm or through your local waste facility. Comply with the rules and regulations that apply in your country. If in doubt, consult your local waste disposal facility