



DP-QUAD
PACKAGED SET OF 4 DRUM MICS
 Aluminum road case
 1 x i5 snare mic
 1 x D6 kick mic
 2 x ADX51 overhead mics
 1 x DVICE rim mount with MC1 mic clip
 3 x DCLIP mic clips
 2 x WS81C windscreens

DP-QUAD

PROFESSIONAL DRUM AND PERCUSSION MIC PACKAGE

When it comes to drum and percussion microphones, Audix is the industry leader. These high precision instrument microphones are designed to fill the specific needs of artists and engineers for both studio and live applications.

The Audix DP Series QUAD pack is the simplest and most effective combination of microphones that will allow you to capture the depth and imaging of a full drum kit. With kick, snare and two overheads, the QUAD incorporates the best of two miking techniques: close miking and overhead (ambient) miking.

Close Miking: The D6 for kick drum and the i5 for snare are considered the two microphones every drummer must have. The kick and snare are considered the core of any drum kit and the foundation for every groove. Close miking insures that they will be captured in the mix. If either the kick or the snare is unable to be heard, there is simply no groove. Being high SPL dynamic microphones, the D6 and i5 excel at “close miking”. This miking technique is required in order to capture the attack and percussive sound of the drum. Also, by having the mic close to the source of the sound, it helps to isolate the sound of each drum and separate it from the rest of the kit.

Overhead (ambient) miking: Supporting the idea that “less is more”, there are many engineers who will use just two overhead mics to capture the natural sound of the complete drum kit. With two overhead mics, positioned correctly, it is absolutely true that you can capture the transients, tonality and balance of the kit in a completely phase-coherent manner. The ADX51, which is a pre-polarized condenser microphone with a 14mm gold sputtered diaphragm, is designed specifically with overhead applications in mind. Due to its cardioid pickup pattern, high sensitivity and slim pencil design, the two ADX51 mics can be easily positioned overhead to provide a nice stereo image of the entire drum kit.

The Blend: With contemporary music and with the volumes typically generated on stage, it is more practical and effective to create a blended effect of close miking and overhead miking – the exact intent of the DP-QUAD. The D6 will help provide the earthshaking lows and the attack of the kick; the i5 will reinforce the depth and crack of the snare; the overheads will pick up the high-hat, tom fills, cymbals and the ambiance of the entire kit. With the DP-QUAD, drums will maintain their sound integrity and critical presence, regardless of the size of the room and PA system.

DP-QUAD

SPECIFICATIONS:










Application	Snare (top or bottom), toms, hand percussion, guitar cabs, acoustic instruments	Kick drum, floor tom, djembe, cajon	Overheads, high-hat, cymbals, goodie table
Features	Protective steel grill, easy to set up and use, clean, accurate sound	Extended low end for larger drums, accurate frequency response, natural sound	Accurate reproduction of high frequency instruments, -10 dB pad bass roll-off filter
Transducer Type	Dynamic VLM™ Type B	Dynamic VLM™ Type E	Condenser
Frequency Response	50 Hz - 16 kHz	30 Hz - 15 kHz	40 Hz - 18 kHz
Polar Pattern	Cardioid	Cardioid	Cardioid
Output Impedance	150 ohms	280 ohms	100 ohms
Sensitivity	1.5 mV / Pa @ 1k	0.8 mV / Pa @ 80Hz	17 mV / Pa @ 1k
Maximum SPL	≥140 dB	≥144 dB	≥132 dB
Off-axis rejection	>23 dB	>20 dB	>15 dB
Power Requirements	None	None	9 - 52v phantom
Housing / Finish	Die Cast Zinc Alloy / Black E-Coat	Machined Aluminum / Black Hard Coat	Machined Brass / Black E-Coat
Weight	250 g / 8.8 ounces	255 g / 9 ounces	150 g / 5.3 ounces

USER TIPS:

The following are some ideas as to how the microphones in the pack interact with each other.
 DP-QUAD [1 x i5, 1 x D6, 2 x ADX51]: This package is ideal for literally any 5 piece kit for stage or recording.
 D6 - Kick Drum: To position the D6, a good starting point is a few inches inside the port of the front head with the mic pointing off-center and not directly at the beater. For more attack, move the mic closer towards the beater head. For more bass, pull the mic away from the beater head.
 i5 - Snare: As a general rule, the i5 is meant to be close miked. A good starting point is 2 inches above the rim with the mic pointing towards the center of the head. For more "rim" sound, pull the mic back closer to the rim. For more resonance and depth of field, pull the mic further away from the head. The trick is to find the right balance between resonance and attack while still controlling bleed from the other drums.
 ADX51s - As overheads: The most common positioning concept is to keep the snare as the focal point and move the mics into various left and right positions equal distance from the snare; 4 feet is a good starting point. For best results, keep the mics in a vertical position, keeping in mind that you are not necessarily just miking the cymbals but the whole kit. You will find after some experimentation that the kick, snare, and overheads will provide most of your sound while the tom mics are used for sweetening.
 Note: To pick up more of the high-hat, you can change the balance of the mics by pulling the mic on the hi-hat side of your kit closer towards the high hat.

For more tips on miking your kit, please refer to the Audix DVD on "How to Mic your Drums" or visit the Audix website to view the individual chapters.

OPTIONAL ACCESSORIES:

-  **DVICE**
Spring loaded rim mount clamp
-  **MC1**
Nylon mic clip
-  **DCLIP**
Heavy duty mic clip provided with D series and SCX series
-  **SMT25**
Shockmount suspension clip
-  **DFLEX**
All purpose percussion clamp
-  **DCLAMP**
Tension rod mic clamp
-  **TRIPOD**
Tripod mic stand
-  **STAND-KD**
Adjustable kick drum mic stand
-  **CBL-20**
20' XLR-XLR mic cable
-  **CBL-DR25**
25' right angle XLR-XLR mic cable

***All specifications subject to change without notice.

SERVICE AND WARRANTY:
 These microphones are under warranty for a period of 3 years for condensers and 5 years for dynamics from any and all manufacturing defects. Should your microphone fail in any way, please contact the Audix Service department at 503-682-6933. A Return Authorization number is required before returning any products.

CARE AND MAINTENANCE:
 The microphones in the DP Series Packs are manufactured to exacting specs with roadworthy construction. However, the capsule is highly sensitive and should be handled with care. Avoid extreme temperatures and be sure to store your microphone in the case provided when not in use. Moisture of any kind can adversely affect the sound and performance of your microphone.



www.audixusa.com
 503-682-6933 Fax: 503-682-7114
 Audix Corporation 9400 SW Barber St. Wilsonville, OR 97070



AUDIX WARRANTY REGISTRATION FORM

Name: _____ Model: _____
 Company: _____ Serial Number: _____
 Address: _____ Store: _____
 City: _____ Store Location: _____
 Prov./State: _____ Zip: _____ Purchase Date: _____
 Phone: () _____ Signature: _____
 Email: _____ Date: _____

Please Check all that apply:
 Male Female

Age:
 18 or Under
 19-25
 26-35
 36-45
 46-55
 55 +

Occupation:
 Musician
 Producer
 Sound Eng.
 Radio/TV
 Production
 Other _____

Primary Instruments:
 Vocal
 Guitar / Bass
 Drums
 Keyboard
 Brass
 Woodwinds
 Strings
 Other _____

Product to be used for:
 Pro live sound
 Pro recording
 Home recording
 Rehearsal
 Installation
 School
 House of Worship
 Other _____

How did you hear about Audix?
 Magazine Ad Online Ad
 On-line Store Friend
 Salesman Other _____

Please register your product online at www.audixusa.com or mail this form to:
 Audix Microphones P.O. Box 4010 Wilsonville, OR 97070

Do you own other Audix Products? Yes No
 Model(s) _____
 Have you visited the Audix website? Yes No