

# Harley Benton

## TrueTone SH-20

### Pick-up for acoustic guitars

#### User manual - TrueTone SH-20

This manual contains important information on the safe operation of the device. Read and follow the safety advice and instructions given. Retain the manual for future reference. If you pass on the device please include this manual.

#### Safety instructions

##### A) Where to use the product

Never use the product

- in extremely dusty or dirty areas
- at locations where the unit can become wet
- near magnetic fields

##### B) General handling

- To prevent damage, never use force when using the pick-up.
- Never immerse the appliance in water. Just wipe it with a clean dry cloth. Do not use liquid cleaners such as benzene, thinners or flammable cleaning agents.

- Not suitable for use on guitars with nitro lacquer or shellac. With long-term mounting on instruments with polyester coating, the lack of light exposure on the mounting spot can cause discolouration on the instrument.

##### C) Keep these instructions!

- After reading this manual, retain it for later use.

##### D) Keep foreign substances from the unit!

- Keep the device away from containers with liquids. Should any liquid get into the unit, this could lead to its destruction or fire.
- Be sure not to let any metal objects into the unit.

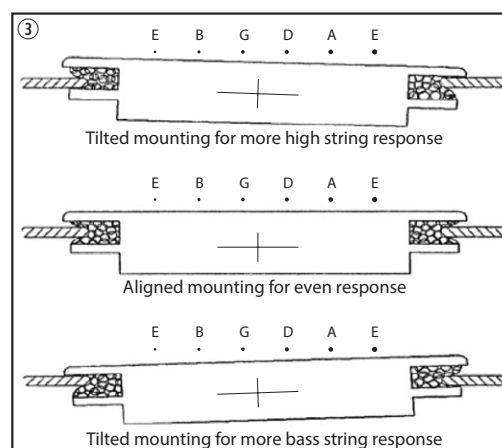
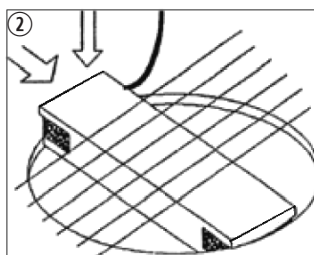
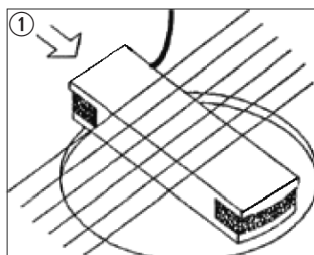
#### Features

- Housing made of maple
- Single coil design
- For use in instruments with steel strings

- Clear and bright sound
- Feedback-resistant
- Can be used in sound holes with diameters from 3.85 to 4.10 inches (9.779 to 10.414 cm)

#### Installation

1. Orient the pick-up so the cable exits towards the bridge (①).
2. Slip the pick-up into the sound hole on the high E string side.
3. Move the pick-up so towards the edge of the sound hole below the low E string that the edge enters the lateral recess of the pick-up.
4. Align the lateral recess below the high E string also on the edge of the sound hole and let the edge enter the recess (②).
5. Adjust the height on the bass and treble side of the pick-up to taste (③).



For the transport and protective packaging, environmentally friendly materials have been chosen that can be supplied to normal recycling. Ensure that plastic bags, packaging, etc. are properly disposed of. Do not just dispose of these materials with your normal household waste, but make sure that they are collected for recycling. Please follow the notes and markings on the packaging.