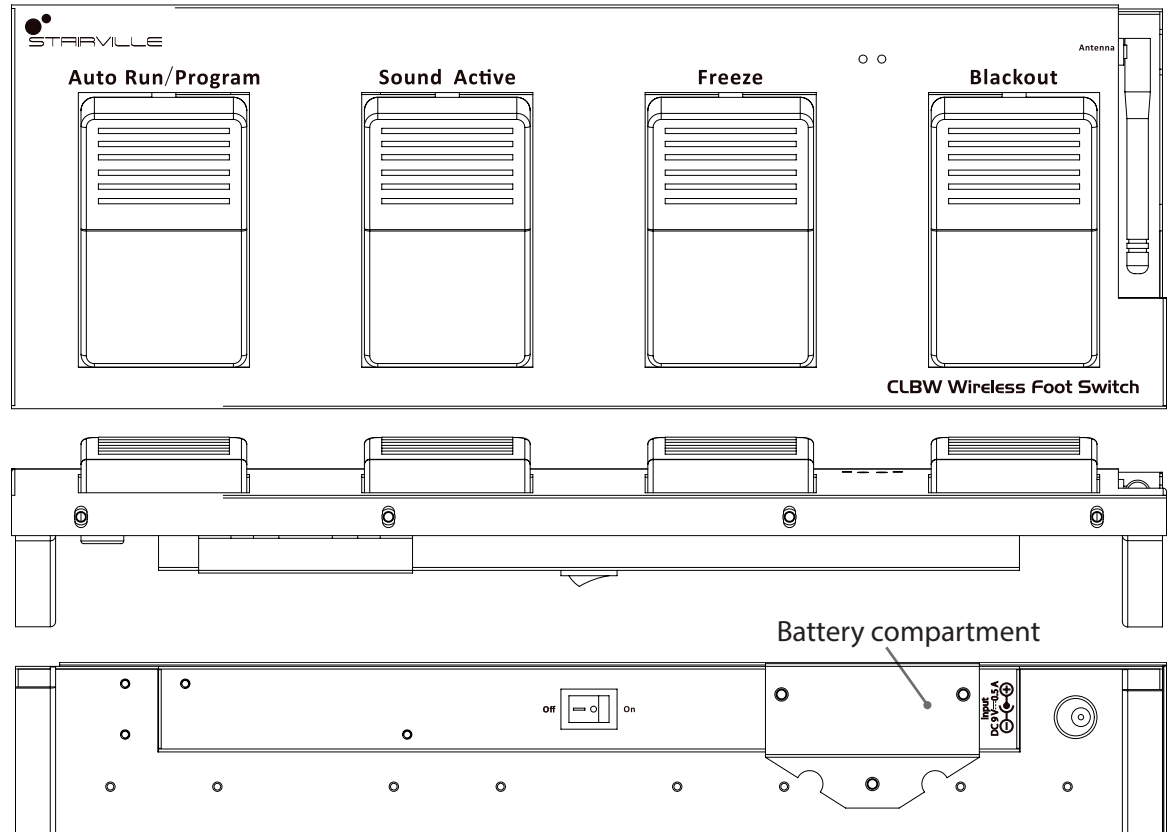





STAIRVILLE


Wireless foot switch for Stage TRI LED Bundle





- 1) Set the 'On / Off' switch to the 'On' position to turn on the unit. The red LED lights up. When the device receives radio signals, the green LED flashes.
- 2) Press the 'Auto Run' switch to activate this mode. Press this button again to cycle through the 14 available programmes. The respective programme then starts right away.
- 3) Press the 'Sound Active' switch to enter this mode.
- 4) Press the 'Freeze' switch to freeze the current show (Pause). Press it again to resume the show.
- 5) Press the 'Blackout' switch to turn all LEDs off. Press it again, to disable the blackout.


- ✓ **Functions: Auto Run, Sound Active, Freeze, Blackout**
- ✓ **Incl. antenna**
- ✓ **Operates on the supplied power adapter or 9 V battery**

 This device is intended to be used as wireless foot remote control for the Stage Tri LED Bundle. Use the device only as described. Any other use or use under other operating conditions is considered to be improper and may result in personal injury or property damage. No liability will be assumed for damages resulting from improper use.

 Ensure that plastic bags, packaging, etc. are not within reach of babies and young children. Choking hazard! Ensure that children do not detach any small parts (e.g. knobs or the like) from the unit. They could swallow the pieces and choke! Never let children unattended use electrical devices.

 This product may be used only by persons with sufficient physical, sensorial, and intellectual abilities and having corresponding knowledge and experience. Other persons may use this product only if they are supervised or instructed by a person who is responsible for their safety.

 For the transport and protective packaging, environmentally friendly materials have been chosen that can be supplied to normal recycling. Ensure that plastic bags, packaging, etc. are properly disposed of. Do not just dispose of these materials with your normal household waste, but make sure that they are collected for recycling. Please follow the notes and markings on the packaging.

 This product is subject to the European Waste Electrical and Electronic Equipment Directive (WEEE). Do not dispose of the device with your normal household waste. Dispose of this device through an approved waste disposal firm or through your local waste facility. When discarding the device, comply with the rules and regulations that apply in your country. If in doubt, consult your local waste disposal facility.