

Specifications



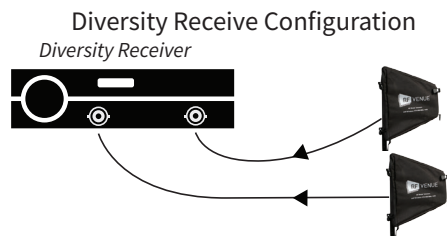

CP BEAM

High Gain Folding Helical Antenna

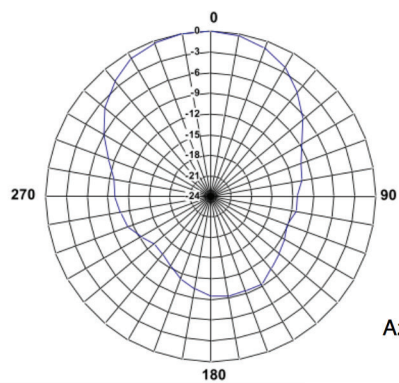
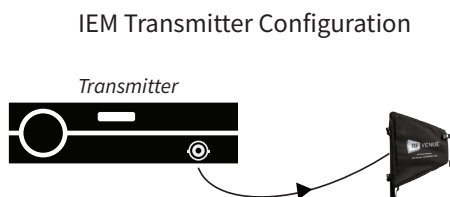
The CP Beam Antenna is a lightweight circularly polarized beam antenna designed to be used with IEMs, wireless microphone systems, and other UHF communication devices.

To use, disconnect straps and extend CP Beam. Connect coaxial cable to receiver, transmitter, or antenna combiner. Mount antenna on stand.

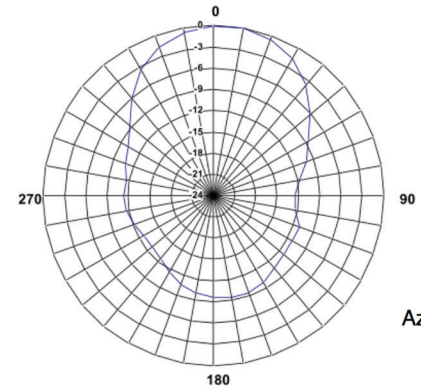
To store, compress antenna and attach straps to hold as shown.



(optionally, leave stock whip/dipole on one branch)



Azimuth Y



Azimuth X

Electrical		Azimuth Y contd.	
Operating frequency	470–698 MHz + 950 MHz	F/B ratio	-9 dBm
Bandwidth	228 MHz	F/S ratio	-12 dBm
Average return loss	-13.15 dBm	Squint	< 2 dB
Impedance	50Ω	Gain	9 dBd
Pattern type	Beam	Physical	
Polarization	RHCP	Length	355mm
Azimuth X		Height	355mm
Beam width	63°	Weight	1100g
F/B ratio	-10 dBm	Mount threads	1/4-20, 3/8-16, 5/8-27
F/S ratio	-12 dBm	Operating temperature	-23°C–54°C
Gain	< 5 dB	Color	Black fabric
Azimuth Y		Connector(s)	N female (BNC supplied)
Beam width	70°		