

DeltaPro15 Vented Box, Med Power, Full Range

By McJerry, Eminence Speaker LLC

Displacement limited to 200 watts. Must use a 24 dB per octave high pass filter set to 45 Hz or higher to protect driver from overexcursion.

Box Properties

--Description--

Name:

Type: Vented Box

Shape: Prism, square (optimum)

--Box Parameters--

Vb = 4.5 cu.ft

V(total) = 4.651 cu.ft

Fb = 53 Hz

QL = 7

F3 = 53.9 Hz

Fill = minimal

--Vents--

No. of Vents = 2

Vent shape = round

Vent ends = one flush

Dv = 3.958 in

Lv = 0.75 in

Driver Properties

--Description--

Name: Delta Pro-15

Type: Standard one-way driver

Company: Eminence Speaker LLC

Comment: Revised NOV 2005

Piston: Ribbed paper cone.

Suspension: Cloth surround.

Dust Cap: Solid paper dust cap.

Frame: Diecast aluminum basket.

Voice Coil: 2.5 inch (63.5 mm) copper.

Magnet: 80 oz ferrite magnet.

--Configuration--

No. of Drivers = 1

--Driver Parameters--

Fs = 42 Hz

Qms = 4.73

Vas = 243.5 liters

Xmax = 4.3 mm

Sd = 856.3 sq.cm

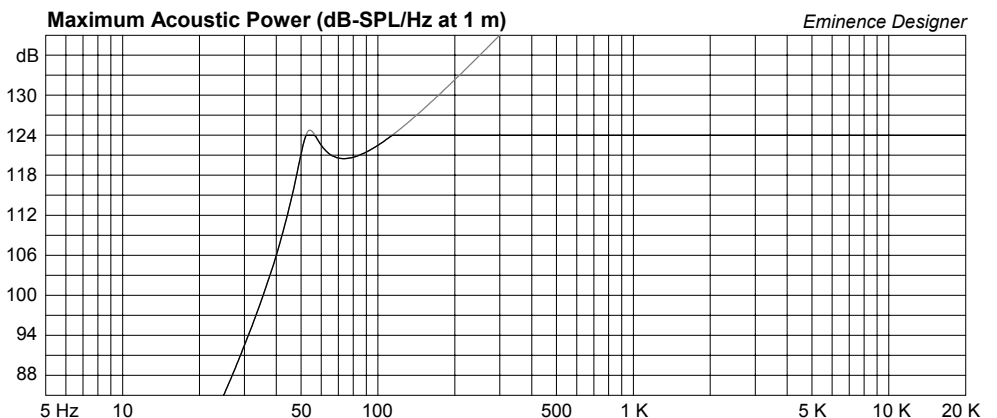
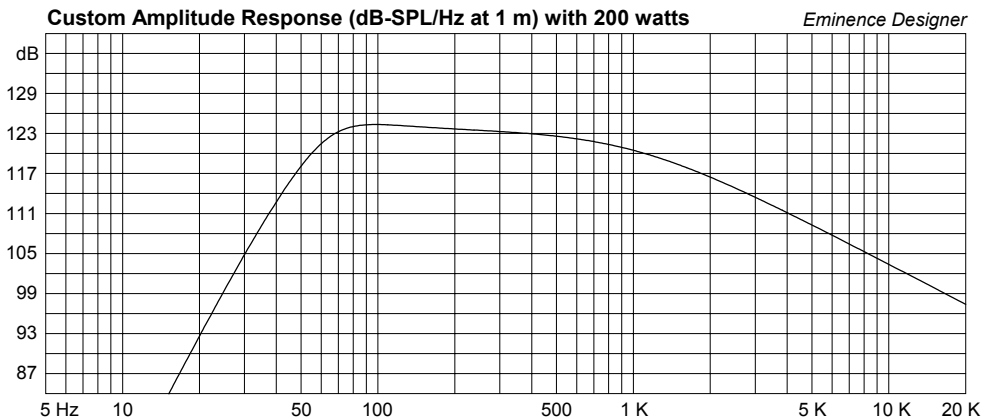
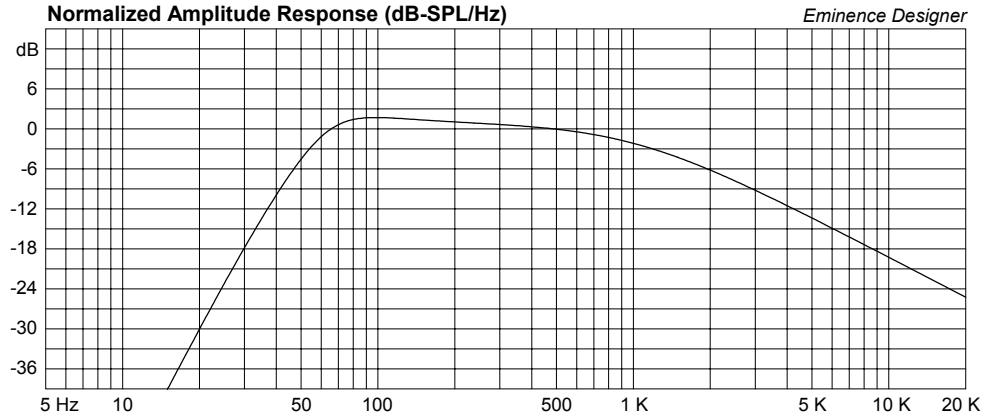
Qes = 0.44

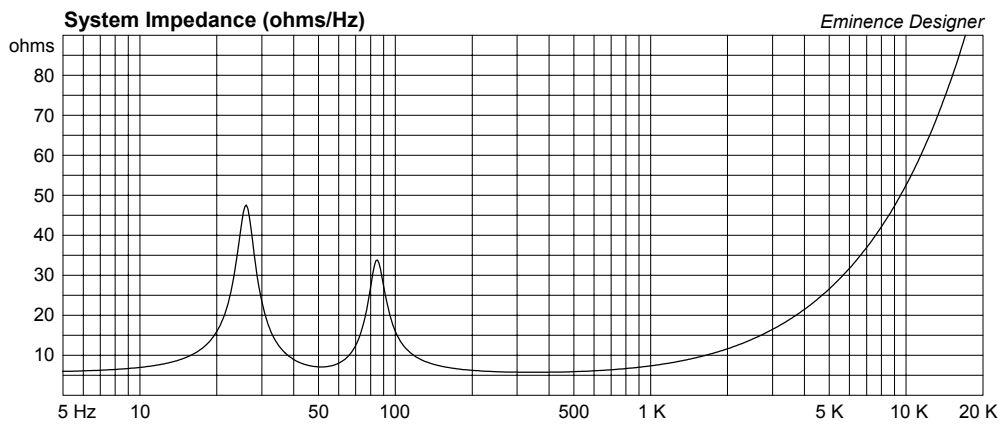
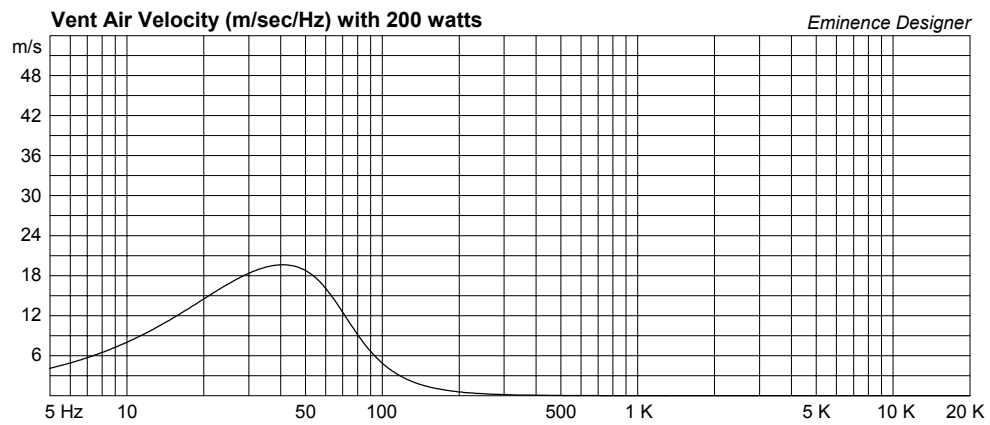
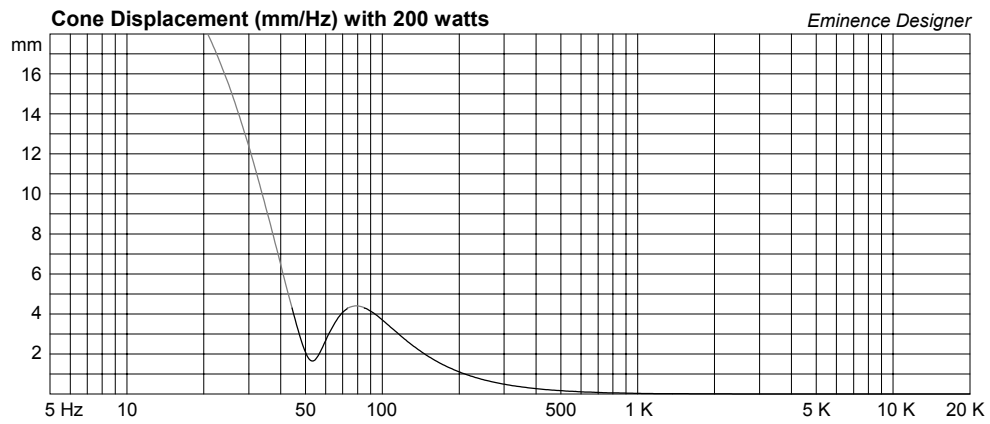
Re = 5.71 ohms

Le = 0.83 mH

Z = 8 ohms

Pe = 400 watts





DeltaPro15A High Power Sat, or Monitor Cab

By McJerry, Eminence Speaker LLC

Displacement limited to 350 watts. Must use a 24 dB per octave high pass filter set to 100 Hz or higher.

Use with a Sub-woofer system. Good for a 15" Two-way to go with a sub.

Box Properties

--Description--

Name:

Type: Vented Box

Shape: Prism, square (optimum)

--Box Parameters--

Vb = 3 cu.ft

V(total) = 3.158 cu.ft

Fb = 75 Hz

QL = 7

F3 = 68.6 Hz

Fill = minimal

--Vents--

No. of Vents = 2

Vent shape = round

Vent ends = one flush

Dv = 5.119 in

Lv = 0.75 in

Driver Properties

--Description--

Name: Delta Pro-15

Type: Standard one-way driver

Company: Eminence Speaker LLC

Comment: Revised NOV 2005

Piston: Ribbed paper cone.

Suspension: Cloth surround.

Dust Cap: Solid paper dust cap.

Frame: Diecast aluminum basket.

Voice Coil: 2.5 inch (63.5 mm) copper.

Magnet: 80 oz ferrite magnet.

--Configuration--

No. of Drivers = 1

--Driver Parameters--

Fs = 42 Hz

Qms = 4.73

Vas = 243.5 liters

Xmax = 4.3 mm

Sd = 856.3 sq.cm

Qes = 0.44

Re = 5.71 ohms

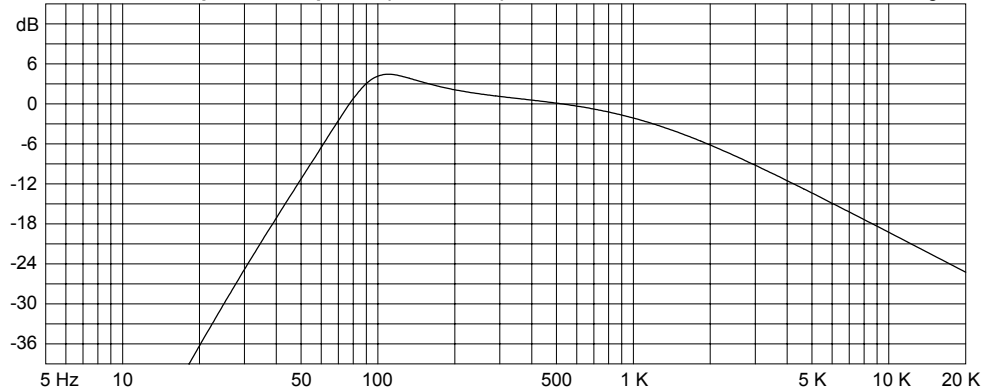
Le = 0.83 mH

Z = 8 ohms

Pe = 400 watts

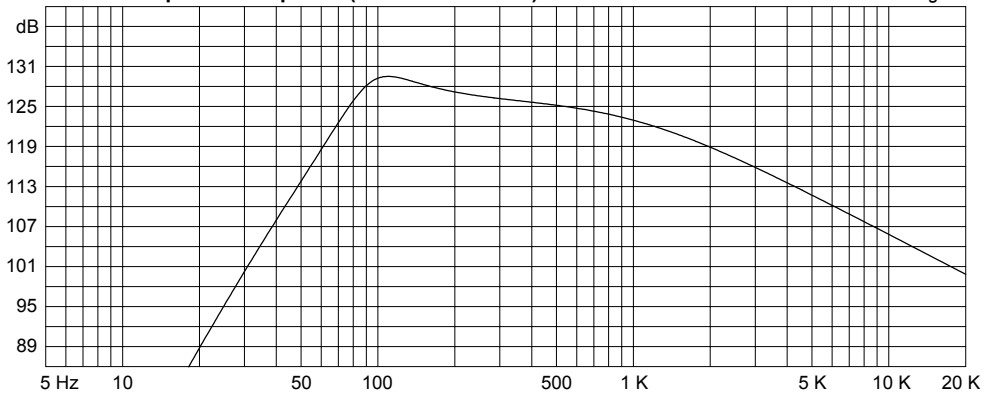
Normalized Amplitude Response (dB-SPL/Hz)

Eminence Designer



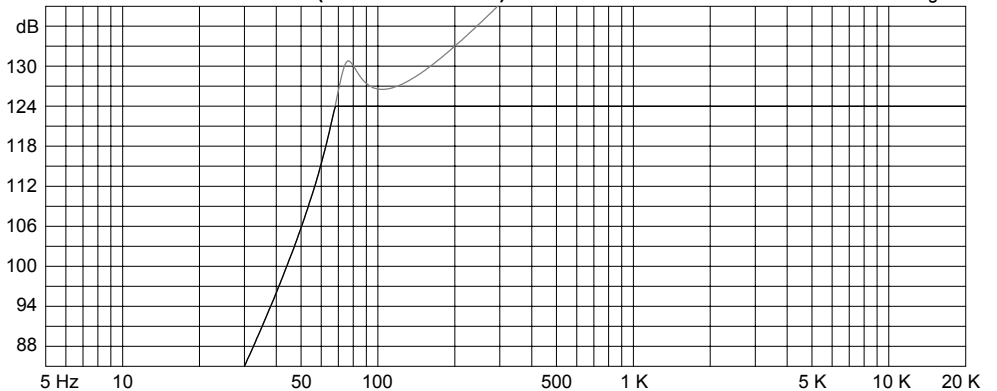
Custom Amplitude Response (dB-SPL/Hz at 1 m) with 350 watts

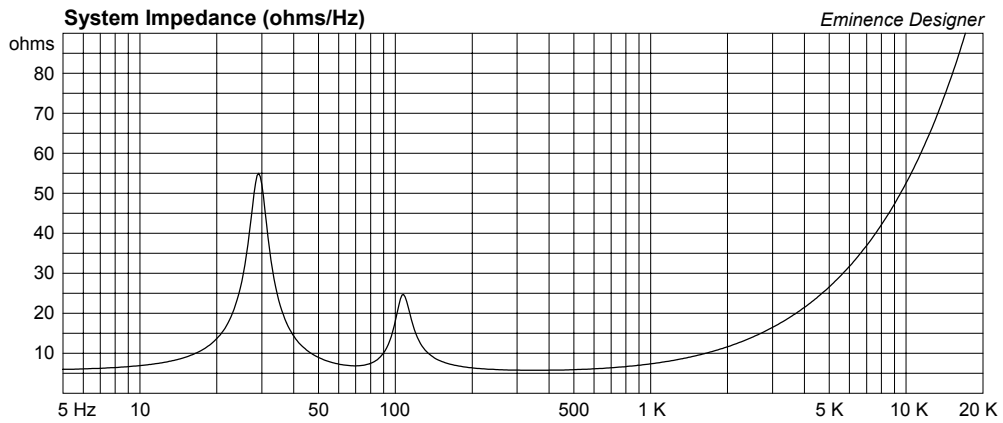
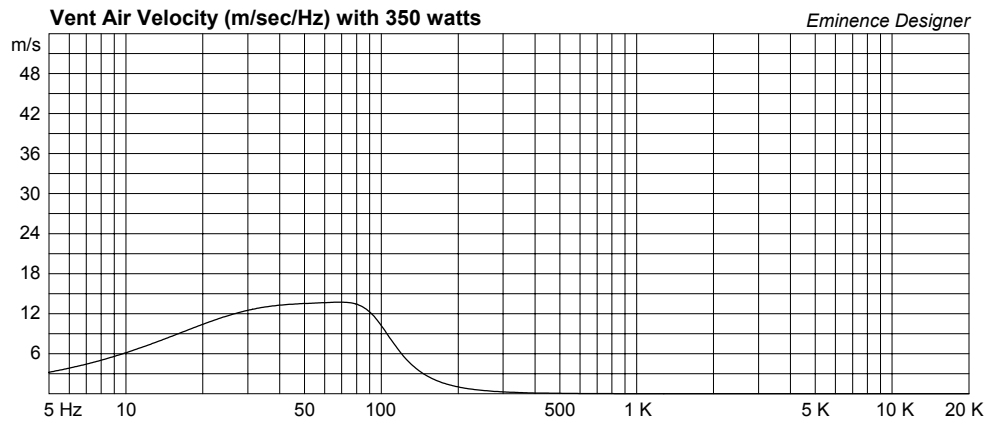
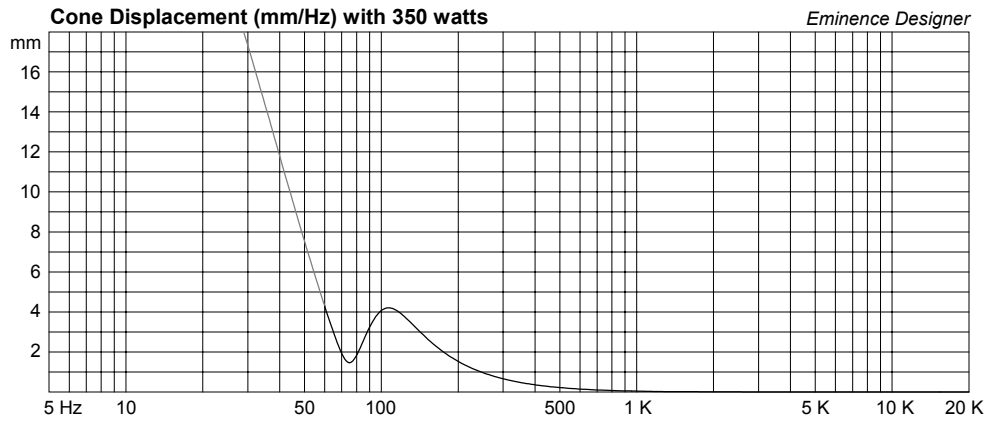
Eminence Designer



Maximum Acoustic Power (dB-SPL/Hz at 1 m)

Eminence Designer





DeltaPro15A High Pwr Sealed Box, or Vocal Monitor

By McJerry, Eminence Speaker LLC

Thermally Limited to 400 Watts; use a steep high pass filter at 125 Hz.

Box Properties

--Description--

Name:

Type: Closed Box

Shape: Prism, square

--Box Parameters--

Vb = 0.959 cu.ft

V(total) = 1.097 cu.ft

Qtc = 0.902

QL = 19.86

F3 = 102.7 Hz

Fill = heavy

Driver Properties

--Description--

Name: Delta Pro-15

Type: Standard one-way driver

Company: Eminence Speaker LLC

Comment: Revised NOV 2005

Piston: Ribbed paper cone.

Suspension: Cloth surround.

Dust Cap: Solid paper dust cap.

Frame: Diecast aluminum basket.

Voice Coil: 2.5 inch (63.5 mm) copper.

Magnet: 80 oz ferrite magnet.

--Configuration--

No. of Drivers = 1

--Driver Parameters--

Fs = 42 Hz

Qms = 4.73

Vas = 243.5 liters

Xmax = 4.3 mm

Sd = 856.3 sq.cm

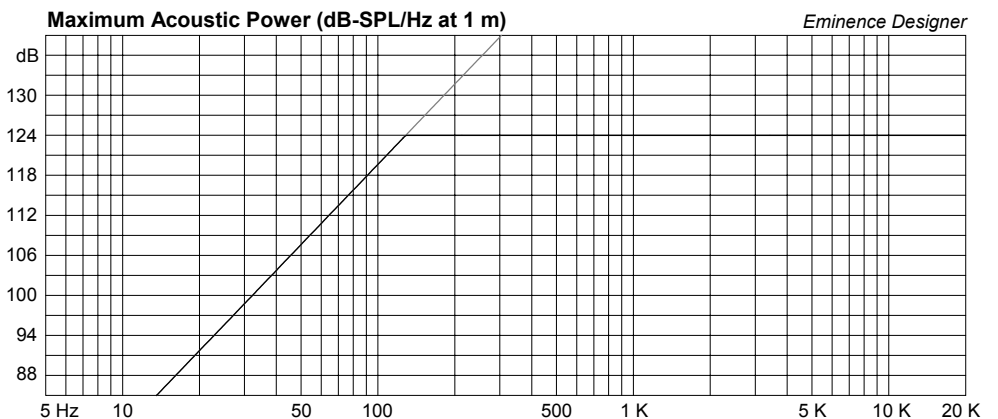
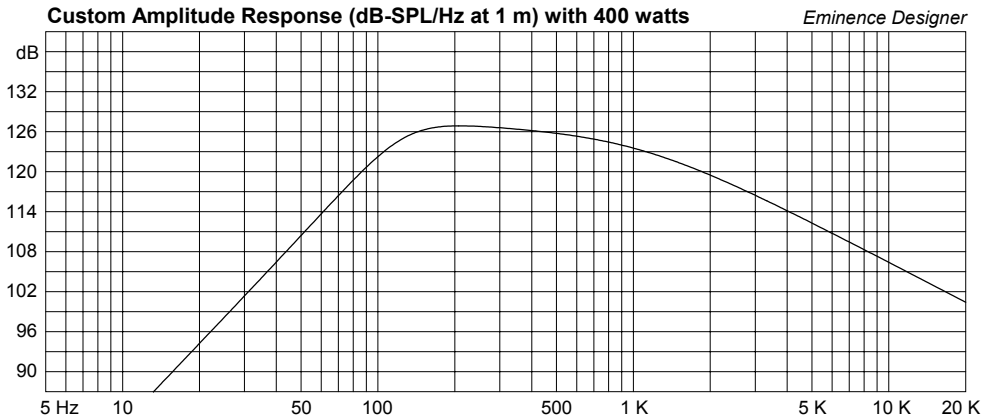
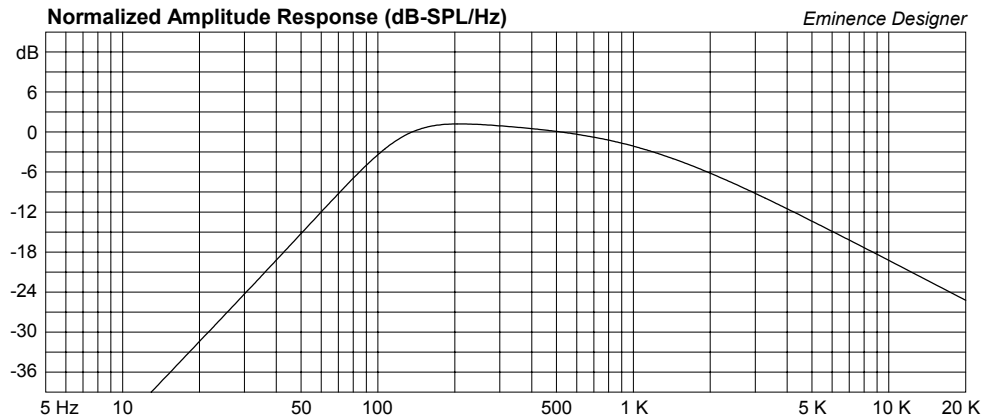
Qes = 0.44

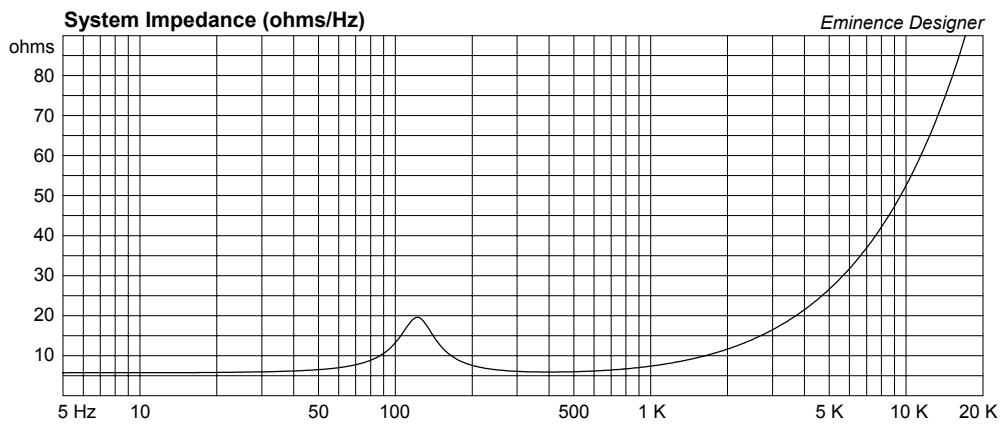
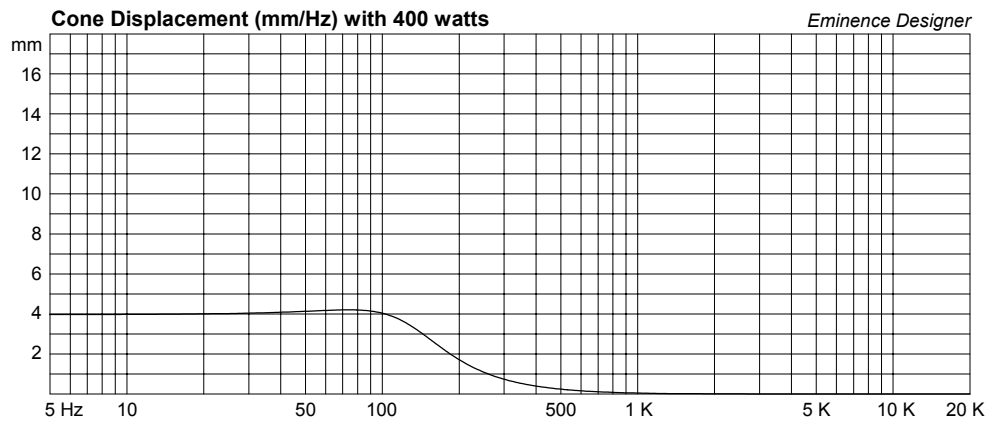
Re = 5.71 ohms

Le = 0.83 mH

Z = 8 ohms

Pe = 400 watts





DeltaPro15 Small Mid/High Box, Hi-Power

By McJerry, Eminence Speaker LLC

Displacement and thermally limited to 400 watts. Must use a 24 dB per octave high pass filter set to 100 Hz or higher. Great Hi-Power Mid/High box; must use with a sub-woofer system.

Box Properties

--Description--

Name:

Type: Vented Box

Shape: Prism, square (optimum)

--Box Parameters--

Vb = 1.91 cu.ft

V(total) = 2.063 cu.ft

Fb = 85 Hz

QL = 7

F3 = 81.57 Hz

Fill = minimal

--Vents--

No. of Vents = 2

Vent shape = round

Vent ends = one flush

Dv = 4.278 in

Lv = 0.75 in

Driver Properties

--Description--

Name: Delta Pro-15

Type: Standard one-way driver

Company: Eminence Speaker LLC

Comment: Revised NOV 2005

Piston: Ribbed paper cone.

Suspension: Cloth surround.

Dust Cap: Solid paper dust cap.

Frame: Diecast aluminum basket.

Voice Coil: 2.5 inch (63.5 mm) copper.

Magnet: 80 oz ferrite magnet.

--Configuration--

No. of Drivers = 1

--Driver Parameters--

Fs = 42 Hz

Qms = 4.73

Vas = 243.5 liters

Xmax = 4.3 mm

Sd = 856.3 sq.cm

Qes = 0.44

Re = 5.71 ohms

Le = 0.83 mH

Z = 8 ohms

Pe = 400 watts

