

General information

This document contains important information for the safe use of the product. Read and follow the safety notes and all other instructions. Keep the document for future reference. If you pass on the product, please also include this document. The right to make changes is reserved. Please refer to the latest version of the documentation, which is ready for download under www.thomann.de.



Intended use

This product is used to set up speaker boxes. Any other use or use under other operating conditions is considered to be improper and may result in personal injury or property damage. No liability will be assumed for damages resulting from improper use. This product may be used only by persons with sufficient physical, sensorial, and intellectual abilities and having corresponding knowledge and experience. Other persons may use this product only if they are supervised or instructed by a person who is responsible for their safety.



Risk of injury and choking hazard for children!

Children can suffocate on packaging material and small parts. Children can injure themselves when handling the product. Never allow children to play with the packaging material and the product. Always store packaging material out of the reach of babies and small children. Always dispose of packaging material properly when it is not in use. Never allow children to use the product without supervision. Keep small parts away from children and make sure that the product does not shed any small parts that children could play with.



Risk of cuts to the hands from sharp edges during assembly!

Tools, screws and components can have sharp edges that can cause cuts during assembly. Pay attention to sharp edges when assembling and screwing the individual parts. Wear protective gloves if necessary.



Risk of injury due to tipping of the stand during loaded transport!

If the stand is moved without removing the loaded equipment, the stand may tip over and cause injuries and property damage. Always remove equipment from the stand before moving the stand.



Risk of injury due to tipping of stand on an unsuitable ground!

If the stand is placed on soft or uneven ground, it may overturn and cause injuries and property damage. Place the stand only on flat and solid ground.

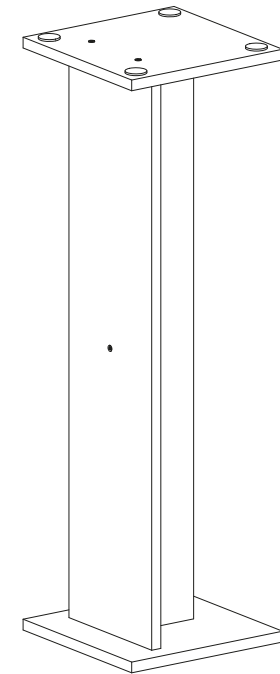
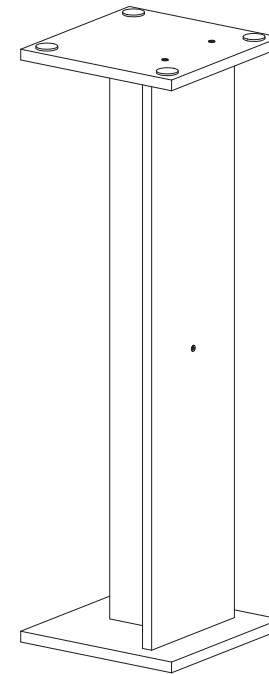


Risk of injury due to tipping of the stand from excessive loading!

In case of excessive loading, the stand might tip over, causing injury and property damage. Never exceed the specified maximum load for the stand.



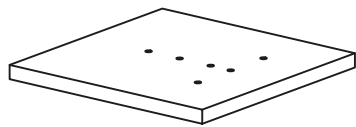
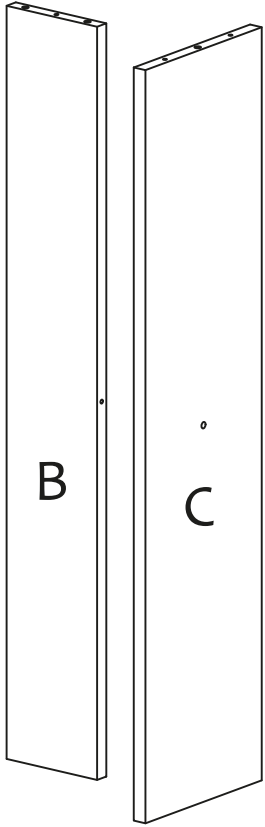
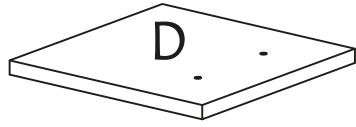
For the packaging, environmentally friendly materials have been chosen that can be supplied to normal recycling. Ensure that plastic bags, packaging, etc. are properly disposed of. Do not just dispose of these materials with your normal household waste, but make sure that they are collected for recycling. Please follow the notes and markings on the packaging.



Thomann GmbH
Hans-Thomann-Straße 1
96138 Burgebrach
Germany
Telephone: +49 (0) 9546 9223-0
Internet: www.thomann.de

18.09.2023, ID: 568216

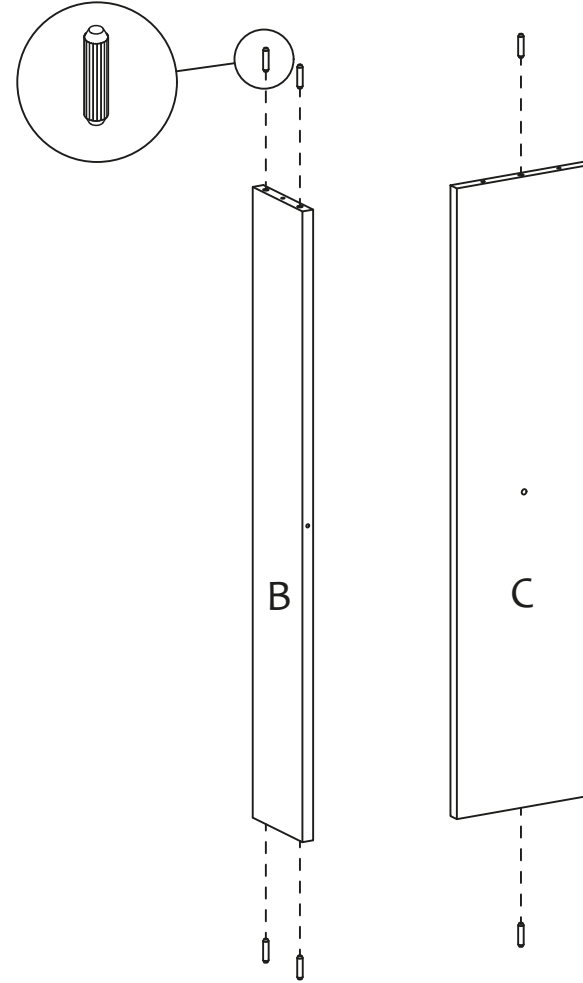
Combo Stand 40'' Assembly Manual




A

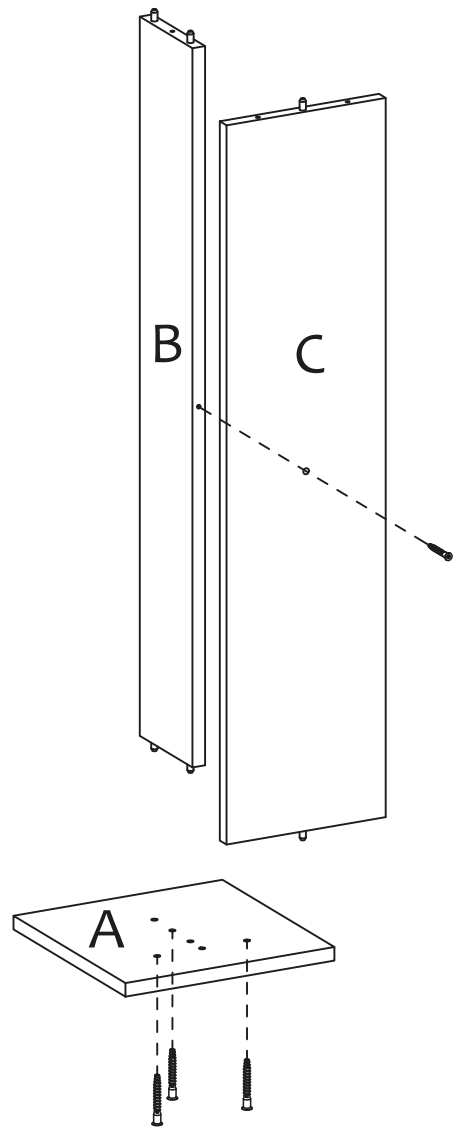
STEP 1

Push wooden dowels type W in the appropriate holes



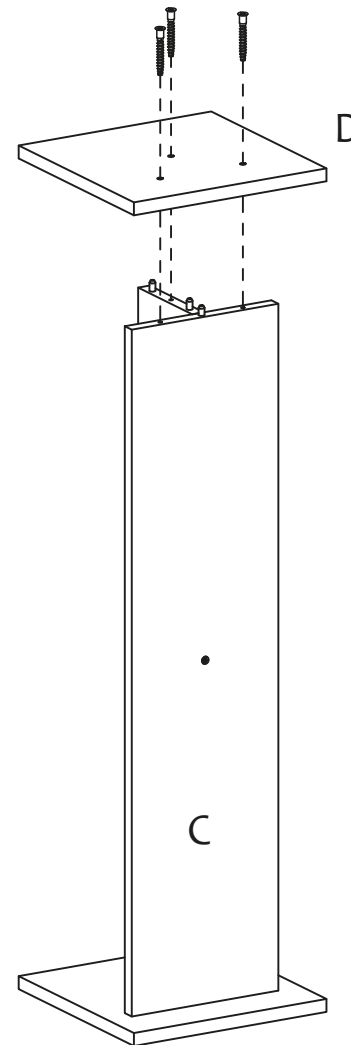
STEP 2

Use screws Type E 



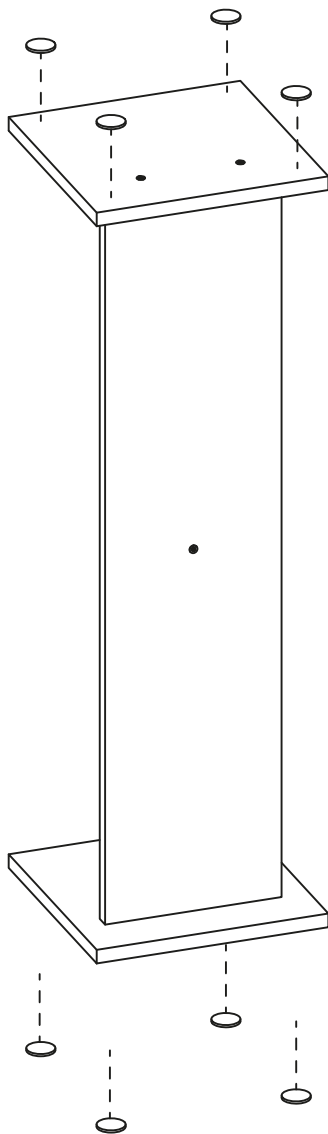
STEP 3

Use screws Type E 

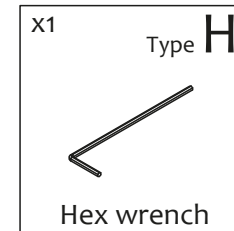
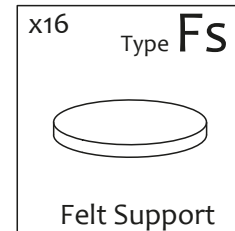
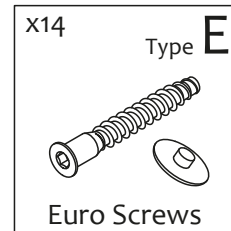
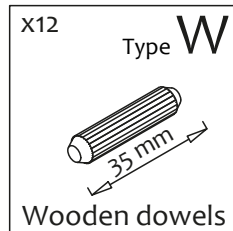


STEP 4

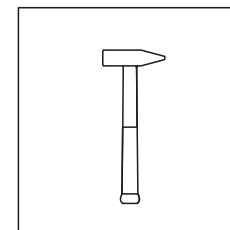

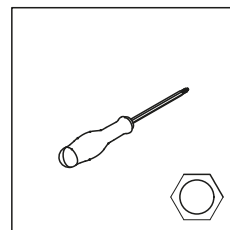
Use Felt Support Type Fs



PACKING LIST:



TOOLS:



INSTRUCTION FOR USE AND CLEANING

- clean with a soft cloth, slightly humid or specific products for wood or lacquer;
- avoid the use of abrasive cleaners.