

th•mann

MUSIC IS OUR PASSION

Studio Starter Kit

Studio Starter Kit

Installation-Notes

th•mann
MUSIC IS OUR PASSION

What is the Thomann Starter Kit?

The Thomann Starter Kit is a collection of recording software, synthesizers, effects and tools, that help to make ideas to songs. Numerous valuable full software versions support your start in your own home studio on Windows and OS X. The desired tools can be installed individually, the up following table contains some important notes on installation.

How to install the software and plug-ins?


Most virtual synth- and effect-plugins come with their own installer, which copies all files and libraries to the directories where they are needed. In that case you only need to double click the installer, which guides you through the process. On Windows these are .exe or .msi files, on OS X installers come as .pkg packages ❶. Sometimes packed into a disk image (.dmg), which shows it's content when double clicked. On Mac systems installers may be blocked. If that happens, just right-click the installer and choose „open package“, then click OK.

If the developer delivers only the plugin file without installer, you need to move the plugin to the right directory manually:

- » On Windows all plugins are .dll files ❷ which reside in folders you can specify yourself. Add these folders in the sequencer options later, so the software knows where to search for plug-ins.

- » On Mac systems there's two plugin types: AudioUnits and VST plugins. AudioUnits (.component) reside in \Macintosh HD\Library\Audio\Plug-ins\Components ❹, while VST plugins (.vst) reside in \Macintosh HD\Library\Audio\Plug-ins\VST ❸.

Restart your the sequencer after installing new plugins.


 The up following table shows how to install the software. Please refer to the numbered passages in the description above.

32 or 64 bit?

























If a plug-in is not visible in your chosen software, the reason might be that the software supports on 32 bit plug-ins, but a 64 bit version was installed. If you're using a 32 bit computer you cannot install 64 bit software.































- » To find out whether your Windows system is able to run on 32-/64-bit mode, right-click on the Desktop's Computer icon and select Properties from the context menu. Alternatively, open the Start menu and type „system“ to access the System Properties (Windows 10: Right-click on the Start icon and choose System from the context menu). On Windows the Properties window will indicate under System type whether your system is 32- or 64-bit.











- » To find out whether your OS X system is able to run on 32-/64-bit mode, have a look on the Apple website at <https://support.apple.com/de-de/HT201948>

 For decompressing some of the .zip and .rar archives you need a password. You find all passwords at www.serialcenter.de. Choose the Thomann Starter Kit (or LE) in the drop down menu and select the software you want passwords for.

















 DVD1























FOLDER/ ARCHIVES	SUBFOLDER	SYSTEM	FILENAME	INSTALLATION
Aalto Solo 1.3.2			AaltoBeatEditionVST Installer_V1_3_2.exe	①
			Install Aalto 1.3.2 Beat Edition.pkg	①
AAS Swatches			swatches-v116.rar	①
			swatches-v116.dmg	①
AudioRealism ADM 606			Install_ADM122BEAT_ PC.exe	①
			Install_ADM122BEAT_ MAC.pkg	①
Cableguys_ Curve223BE			Cableguys - Curve BE 2.2.3 Setup.exe	①
			Cableguys - Curve BE 2.2.3.pkg	①
Cyclone			Sonic Charge Cyclone 1.0.zip	①
			Sonic Charge Cyclone 1.0.dmg	①
DarkStar			Dark Star Modular 4OSC.dll	②
DUNE LE			DUNE LE.zip	①
			DUNE_LE.dmg	①
Eisenberg Einklang LE			EKLEWIN32180113.zip	①
			EKLEWIN64180113.zip	①
			EKLEOSX180113.zip	①
ElektroStudio VST			Enthält insgesamt 12 Plug-ins als .dll Dateien	②
EXD-80			EXD-80.dll	②
Expansion Geist Lite			GeistLite_Beat_1131_ Win.exe	①
			GeistLite_Beat_1131_ OSX.dmg	①
Itchy_Synths Overdose Suite			Enthält insgesamt 6 Plug-ins als .dll Dateien	②
LittleOne BE			LittleOneBE.dll	②
NI Reaktor Player			Reaktor_5_Player_590_ PC.zip	①
			Reaktor_Factory_ Selection_110_PC.zip	①






















FOLDER/ ARCHIVES	SUBFOLDER	SYSTEM	FILENAME	INSTALLATION
			Reaktor_5_Player_590_Mac.dmg	①
			Reaktor_Factory_Selection_110_Mac.dmg	①
OBXD			Obxd.zip	②
			obxd_osx.zip	③ ④
Orgone-Lite			Orgone-Lite.exe	①
Phantom Beat			Phantom.dll	②
Phasewave Solo			Phasewave-Solo.exe	①
Piano One			PianoOne13.zip	②
			Piano1X64.rar	②
			Piano1AU2.rar	④
			Piano1MACVST2.rar	③
Pianovintage Studio VST			Enthält insgesamt 8 Plug-ins als .dll Dateien	②
Plex 2.04			Plex.dll	②
			Plex64.dll	②
Sampletank			SampleTank_FREE_b.zip	①
			SampleTank_FREE_b.dmg	①
Sennheiser DrumMica			Sennheiser_DrumMica.iso	①
			Sennheiser_DrumMica.iso	①
SIDizer_LE			SIDizer_LE.dll	②
SonigenModular-Setup.0.9.248			SonigenModular Setup.0.9.248.exe	①
SynthMaster BE 1.047.zip			synthmasterbewin32 setup.zip	①
			synthmasterbewin64 setup.zip	①
			synthmasterbernacox setup.zip	①
Techno Rat-Pack			Kicklab BSP.exe	①
			OresusSE.dll	②
			Pure-PoneB-Setup.zip	①
Tone2_Firebird			Tone2_Firebird.exe	①
TubeOhm BEAT-STEPPER16			BEAT-STEPPER16Setup.exe	①
Tyrell N6			TyrellN6_V3_Win.zip	①
			TyrellN6_V3_Mac.zip	①

UltimateVST studioWIN.zip			Enthält insgesamt 98 Plug-ins als .dll Dateien	2
UVI Electro Suite LE			Electro Suite Beat Edition.zip	.ufs Soundbank for UVI Workstation
			uviworkstation-2-5-3.exe	1
			uviworkstation-2-5-3.dmg	1
WaldorfEdition LE			WaldorfEditionLE-windows-32bit.zip	1
			WaldorfEditionLE-windows-64bit.zip	1
			WaldorfEditionLE-mac.zip	1
WOK SAM se4			SAM se4 Beat.zip	2
			WOK Studiophaser BEAT.zip	2
Xils 3 BE			xils3_beat_win_setup_V1083.exe	1
			xils3_beat_osx_setup_V1083.dmg	1



FOLDER/ ARCHIVES	SUBFOLDER	SYSTEM	FILENAME	INSTALLATION
Audio Sequenzer DAW	MuLab 6.0		mulab-6-0-35-win32.zip	
			mulab-6-0-35-win64.zip	
			mulab-6-0-35-osx.zip	
	Multitrack Studio Lite		setupmtslite.exe	1
			setupmtslite_x64.exe	1
			mtstudiolite_osx.zip	
	MuseScore		MuseScore-1.3.exe	1
			MuseScore-1.3.dmg	1
	Nano Studio		NanoStudio-1.42-Setup.exe	1
			NanoStudio-1.42.dmg.zip	1
	Ocen Audio		ocenaudio.dmg	1
			ocenaudio.exe	1
			ocenaudio64.exe	1
	Podium 3.21		PodiumFree_321.msi	1
			PodiumFree_321_x64.msi	1
	PreSonus Studio One V2 LE		PreSonus Studio One 2 Installer (x64).exe	1

FOLDER/ ARCHIVES	SUBFOLDER	SYSTEM	FILENAME	INSTALLATION
			PreSonus Studio One 2 Installer (x64).exe	①
			PreSonus Studio One 2.dmg	①
	Renoise Beat		Renoise_2_8_1_Beat_ Win32.exe	①
			Renoise_2_8_1_Beat_x64. exe	①
			Renoise_2_8_1_Beat_ Intel32.dmg	①
			Renoise_2_8_1_Beat_ Intel64.dmg	①
	Samplitude		samplitude_pro_x_ silver.exe	①
	SONAR LE		setup.exe	①
Effekt_Plugins	AmpliTube		AmpliTube_3_3_13.zip	①
			AmpliTube_3_3_13.dmg	①
	Artillery 2 Beat Edition		Artillery2BeatEdition.zip	①
			Artillery2BeatEdition.dmg	①
	CamelCrusher		CamelCrusherWin- 1-0-1-x32.exe	①
			CamelCrusherWin- 1-0-1-x64.exe	①
			CamelCrusherMac- 1-0-1.dmg	①
	eareckon_Ana- log_Finalizer		Setup ANALOG87 BE-COMP (x32) 1.1.5.exe	①
			Setup ANALOG87 BE-COMP (x64) 1.1.5.exe	①
			Setup_BECOMP87_115.pkg	①
			Setup ANALOG87 BE-EQUA (x32) 1.1.5.exe	①
			Setup ANALOG87 BE-EQUA (x64) 1.1.5.exe	①
			Setup_BEEQUA87_ 115.pkg	①
	HOFA_IQ_ Reverb		HOFA_IQ-Re- verb_(Beat-Edition)_ Windows_Setup.exe	①

			HOFA_IQ-Reverb_(Beat-Edition)_Mac.pkg	1
	Minimal Systems Tricomp		Tri-Comp.dll	2
	Philta VPS Beat Edition		VPS-philta(BEAT edition)_1-2-1.exe	1
			VPS Philta BEAT edition.pkg.zip	1
	Reverberate		Setup_Reverberate_Beat_1.000.exe	1
			Setup_Reverberate-Beat-OSX_1.000.zip	1
	T-RackS		T-RackS_Custom_Shop_4.6.zip	1
			T-RackS_Custom_Shop_4.6.dmg	1
	Tone2 Filterbank 3		Tone2_FilterBank_v3.3_PC_32bit.exe	1
			Tone2_FilterBank_v3.3_PC_64bit_win8.exe	1
			Tone2_FilterBank3_Mac.dmg	1
	Toontrack Ezmix2 Lite		EZmix Lite 32-bit Installer.exe	1
			EZmix Lite 64-bit Installer.exe	1
			Installer.pkg	1
	Volfram		Volfram Beat Edition Installer.exe	1
			Volfram Beat Edition Installer.dmg	1
Thomann Zampler	Zampler//RX		Zampler-RX-Thomann.dll	1
			Install_REX_Shared_Library.zip	1
			Zampler VST.zip	3
			Zampler AudioUnit.zip	4
			Install_Rex_1_7_library.pkg.zip	1

th•mann

MUSIC IS OUR PASSION

Studio Starter Kit

th•mann
MUSIC IS OUR PASSION