

Harley Benton

BB410T
bass cabinet

Musikhaus Thomann
Thomann GmbH
Hans-Thomann-Straße 1
96138 Burgebrach
Germany
Telephone: +49 (0) 9546 9223-0
E-mail: info@thomann.de
Internet: www.thomann.de

06.03.2018, ID: 328700

Table of contents

1	General notes	4
2	Safety instructions	6
3	Features	9
4	Installation and starting up	10
	4.1 Pin assignment.....	11
5	Connections and operating elements	12
6	Technical specifications	14
7	Protecting the environment	15


1 General notes

This user manual contains important information on safe operation of the device. Read and follow all safety notes and all instructions. Save this manual for future reference. Make sure that it is available to all persons using this device. If you sell the device to other users, be sure that they also receive this manual.

Our products are subject to a process of continuous development. We therefore reserve the right to make changes without notice.

Symbols and signal words

This section provides an overview of the symbols and signal words used in this user manual.

Signal word	Meaning
DANGER!	This combination of symbol and signal word indicates an immediate dangerous situation that will result in death or serious injury if it is not avoided.
CAUTION!	This combination of symbol and signal word indicates a possible dangerous situation that can result in minor injury if it is not avoided.
NOTICE!	This combination of symbol and signal word indicates a possible dangerous situation that can result in material and environmental damage if it is not avoided.
Warning signs	Type of danger
	Warning – danger zone.

2 Safety instructions

Intended use

This device is intended to be used in a sound reinforcement system. Use the device only as described in this user manual. Any other use or use under other operating conditions is considered to be improper and may result in personal injury or property damage. No liability will be assumed for damages resulting from improper use.

This device may be used only by persons with sufficient physical, sensorial, and intellectual abilities and having corresponding knowledge and experience. Other persons may use this device only if they are supervised or instructed by a person who is responsible for their safety.



DANGER!

Danger for children

Ensure that plastic bags, packaging, etc. are disposed of properly and are not within reach of babies and young children. Choking hazard!

Ensure that children do not detach any small parts (e.g. knobs or the like) from the unit. They could swallow the pieces and choke!

Never let children unattended use electrical devices.



CAUTION!

Possible hearing damage

The device can produce volume levels that may cause temporary or permanent hearing impairment. Over an extended period of time, even levels that seem to be uncritical can cause hearing damage.

Decrease the volume level immediately if you experience ringing in your ears or hearing impairment. If this is not possible, keep a greater distance or use sufficient ear protectors.



CAUTION!

Risk of injury due to heavy weight

Due to the heavy weight of the device, at least two persons are required for transport and installation.



NOTICE!

Operating conditions

This device has been designed for indoor use only. To prevent damage, never expose the device to any liquid or moisture. Avoid direct sunlight, heavy dirt, and strong vibrations.

3 Features

Special features of this powerful bass cabinet:

- Inputs: 2 × lockable NL4 sockets, 2 × 1/4" phone sockets
- Power handling: 500 Watt @ 8 Ω
- Cabinet with felt cover and edge protection
- Transport casters

4 Installation and starting up

Unpack and carefully check that there is no transportation damage before using the unit. Keep the equipment packaging. To fully protect the device against vibration, dust and moisture during transportation or storage use the original packaging or your own packaging material suitable for transport or storage, respectively.



NOTICE!

Possible property damage by magnetic fields

Loudspeakers produce a static magnetic field. Therefore, maintain an appropriate distance to devices that can be adversely affected or damaged by an external magnetic field.

Transport castors

The cabinet is equipped with 4 transport casters. The necessary tool for assembly / disassembly is provided.

4.1 Pin assignment

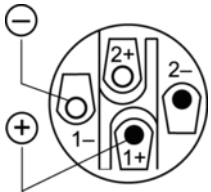
1/4" sockets for signal inputs



Drawing and table indicate the pin assignment of a 1/4" TS phone jack to be used.

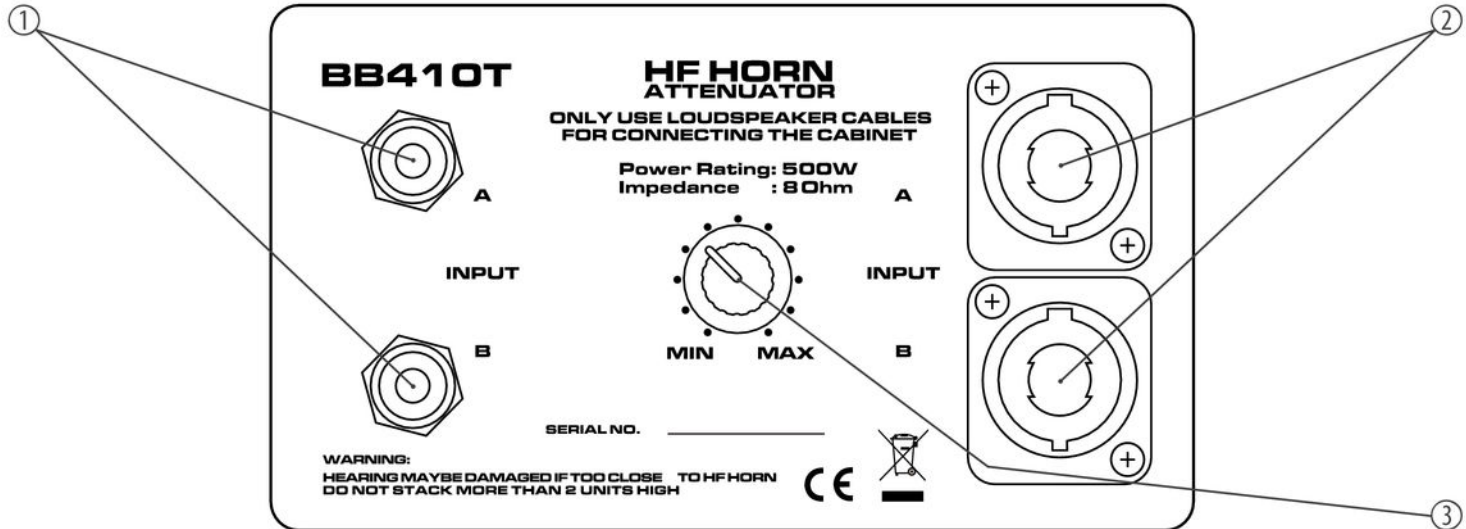
1	Signal
2	Ground, shielding

NL4 inputs



The drawing alongside shows the pin assignment of the NL4 inputs (1+/1-).

5 Connections and operating elements



1	INPUT A/B 2 × 1/4" phone sockets.
2	INPUT A/B 2 lockable NL4 inputs (1+/1-).
3	HF horn attenuator Use this control to attenuate the HF horn in a range of MIN (HF horn off) and MAX (no attenuation of high frequencies).



All four input sockets are wired in parallel.

6 Technical specifications

System	Passive bass cabinet
Speakers	4 × 10" woofer, adjustable HF horn
Power handling	500 Watt
Impedance	8 Ω
Frequency response	40 Hz ... 17 kHz
SPL (1 m)	102 dB
Dimensions (W × H × D)	586 mm × 465 mm × 731 mm
Weight	32 kg

7 Protecting the environment

Disposal of the packaging material



For the transport and protective packaging, environmentally friendly materials have been chosen that can be supplied to normal recycling.

Ensure that plastic bags, packaging, etc. are properly disposed of.

Do not just dispose of these materials with your normal household waste, but make sure that they are collected for recycling. Please follow the notes and markings on the packaging.

Disposal of your old device



This product is subject to the European Waste Electrical and Electronic Equipment Directive (WEEE) in its currently valid version. Do not dispose with your normal household waste.

Dispose of this device through an approved waste disposal firm or through your local waste facility. When discarding the device, comply with the rules and regulations that apply in your country. If in doubt, consult your local waste disposal facility.

BB410T



