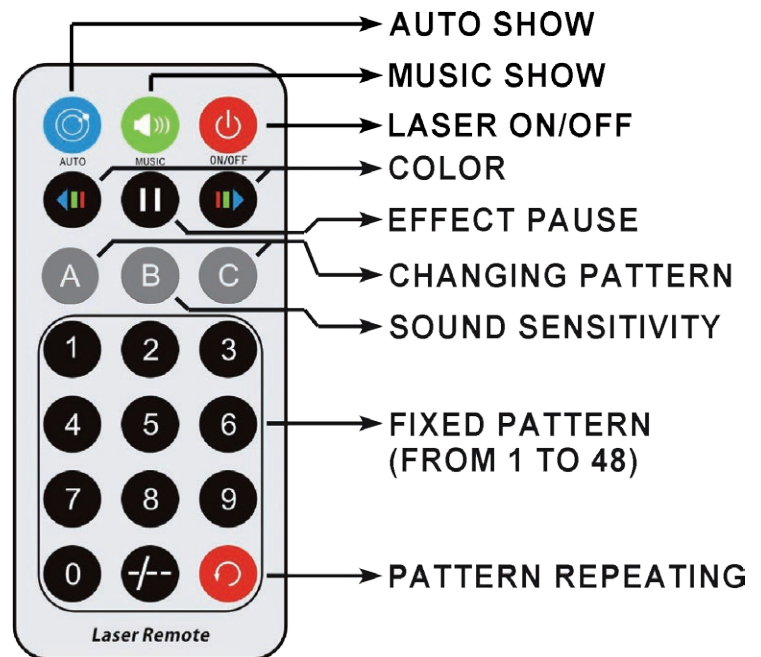






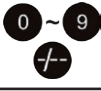



Laser Remote Control

EN



| Button | Function | Description |
|---|--------------------|---|
|  | Switching on / off | To turn the laser on and off in REM mode. In any standalone mode, except SLA mode, pressing 2 seconds activates the REM mode. |
|  | Auto | For an automatically running show |
|  | Music | For a sound-activated show. The blue music LED indicator is flashing when a sound signal is detected. |
|  | Sound sensitivity | In a sound-activated show, press the music button + B + '1~9' to set the sensitivity - '9' is the most sensitive setting. |
|  | Colour changing | Cycle through programmed colours, red & green, green, red. |
|  | Pattern changing | To show and change patterns. |
|  | Fixed pattern | Choose your favourite patterns from 1 to 48. |
|  | Pattern repeat | The previous and current pattern perform a cycle. |



This device is intended to be used as an infrared remote control for show laser. Use the device only as described. Any other use or use under other operating conditions is considered to be improper and may result in personal injury or property damage. No liability will be assumed for damages resulting from improper use.



Ensure that plastic bags, packaging, etc. are not within reach of babies and young children. Choking hazard!
Ensure that children do not detach any small parts (e.g. knobs or the like) from the unit. They could swallow the pieces and choke! Never let children unattended use electrical devices.



This product may be used only by persons with sufficient physical, sensorial, and intellectual abilities and having corresponding knowledge and experience. Other persons may use this product only if they are supervised or instructed by a person who is responsible for their safety.



For the transport and protective packaging, environmentally friendly materials have been chosen that can be supplied to normal recycling. Ensure that plastic bags, packaging, etc. are properly disposed of. Do not just dispose of these materials with your normal household waste, but make sure that they are collected for recycling. Please follow the notes and markings on the packaging.



This product is subject to the European Waste Electrical and Electronic Equipment Directive (WEEE). Do not dispose of the device with your normal household waste. Dispose of this device through an approved waste disposal firm or through your local waste facility. When discarding the device, comply with the rules and regulations that apply in your country. If in doubt, consult your local waste disposal facility.



Batteries must not be disposed of as domestic waste or thrown into fire. Dispose of batteries according to national or local regulations regarding hazardous waste. To protect the environment, dispose of empty batteries at your retail store or at appropriate collection sites.