

# ***SYRINCS***

**P6W**  
**User manual**



Musikhaus Thomann  
Thomann GmbH  
Hans-Thomann-Straße 1  
96138 Burgebrach  
Germany  
Telephone: +49 (0) 9546 9223-0  
E-mail: [info@thomann.de](mailto:info@thomann.de)  
Internet: [www.thomann.de](http://www.thomann.de)

09.02.2016  
Issue 1

---



---

## Table of contents

<b>1</b>	<b>General information about this manual</b>	<b>4</b>
<b>2</b>	<b>For your safety</b>	<b>5</b>
<b>3</b>	<b>Features</b>	<b>7</b>
<b>4</b>	<b>Installation</b>	<b>8</b>
<b>5</b>	<b>Technical specifications</b>	<b>9</b>
<b>6</b>	<b>Plug and connection assignment</b>	<b>11</b>
<b>7</b>	<b>Protecting the environment</b>	<b>12</b>



# 1 General information about this manual

This user manual contains important instructions for the safe operation of the unit. Read and follow the safety instructions and all other instructions. Keep the manual for future reference. Make sure that it is available to all those using the device. If you sell the unit, please make sure that the buyer also receives this manual.



Our products are subject to a process of continuous development. Thus, they are subject to change.

## Signal words used

All precautions in this manual are clearly highlighted. The following signal words are used for precautions:

DANGER	This warns of dangers that can result in severe injuries or death if the instructions are not followed.
WARNING	This warns of dangers that can result in severe injuries or death and/or cause considerable material damage if the instructions are not followed.
CAUTION	This warns of dangers that can result in reversible injuries and/or considerable material damage if the instructions are not followed.
NOTICE	This warns of dangers that can result to faults during operation and/or considerable material damage. Environmental damage may also occur if the instructions are not followed.

## Symbols used

	General warning of a dangerous location
	Notice



## 2 For your safety

### Intended use

This device is designed as a PA system. Use the device only as described in this user manual. Any other use or use under other operating conditions is considered to be improper and may result in personal injury or property damage. No liability will be assumed for damages resulting from improper use.

This device may be used only by persons with sufficient physical, sensorial, and intellectual abilities and having corresponding knowledge and experience. Other persons may use this device only if they are supervised or instructed by a person who is responsible for their safety.

### Safety instructions



#### DANGER

##### Danger for children

Ensure that plastic bags, packaging, etc. are properly disposed of and are not in the reach of babies and young children. Choking hazard!

- Ensure that children do not detach any small parts (e.g. knobs or the like) from the product. They could swallow the pieces and choke!
- Never let children play unattended with the electrical devices.



#### CAUTION

##### Possible hearing damage

The device can produce volume levels that may cause temporary or permanent hearing impairment. Over an extended period of time, even levels that seem to be uncritical can cause hearing damage.

- Decrease the volume level immediately if you experience ringing in your ears or hearing impairment. If this is not possible, keep a greater distance or use sufficient ear protectors.



## NOTICE

### **Operating conditions**

This device has been designed for indoor use only.

- To prevent damage, never expose the device to any liquid or moisture.  
Avoid direct sunlight, heavy dirt, and strong vibrations.
-



---

## 3 Features

Special features of this passive subwoofer:

- Connection options: locking NL4 plug connector on front and back
- Multiplex housing (black/grey)
- Pole mount (2 × M20)
- Suitable for set-up as cardioid array

Optionally available accessories:

- Transport casters



## 4 Installation

Unpack and check carefully there is no transportation damage before using the unit. Keep the equipment packaging. To fully protect the product against vibration, dust and moisture during transportation or storage use the original packaging or your own packaging material suitable for transport or storage, respectively.

Create all connections while the device is off. Use the shortest possible high-quality cables for all connections.



### NOTICE

#### **Possible property damage by magnetic fields**

Loudspeakers produce a static magnetic field.

→ Therefore maintain an appropriate distance to devices that can be adversely affected or damaged by an external magnetic field.

We recommend you to set up the speakers in a way, that their sound signals can reach the audience unobstructedly. It will often be helpful to mount the speakers on tripods. Thus, the sound will be evenly spread with maximum range throughout the audience area.

Always use high grade cables to connect your equipment. Otherwise you won't reach maximum sound quality.

For optimum results both impedance and power rating of the speaker must match the requirements of the amplifier / input signal. Consider the technical specifications of the speakers connected. The overall impedance of the connected loudspeakers shall not be less than the minimum output impedance of the amp. The amps max. RMS output power should be 50 % above the power handling capacity of the connected speakers.

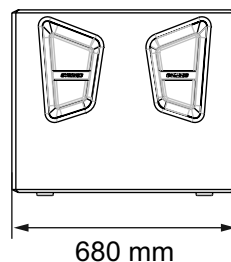
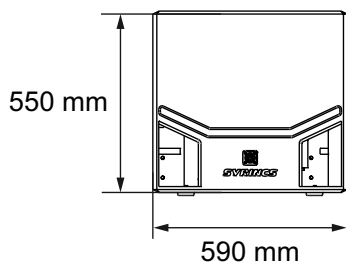
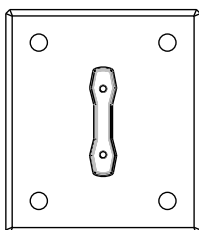
If you notice distortion during operation, either the amp or the speaker is overloaded. This may permanently damage the amp or the speaker. Always reduce the volume as soon as you notice distortion.





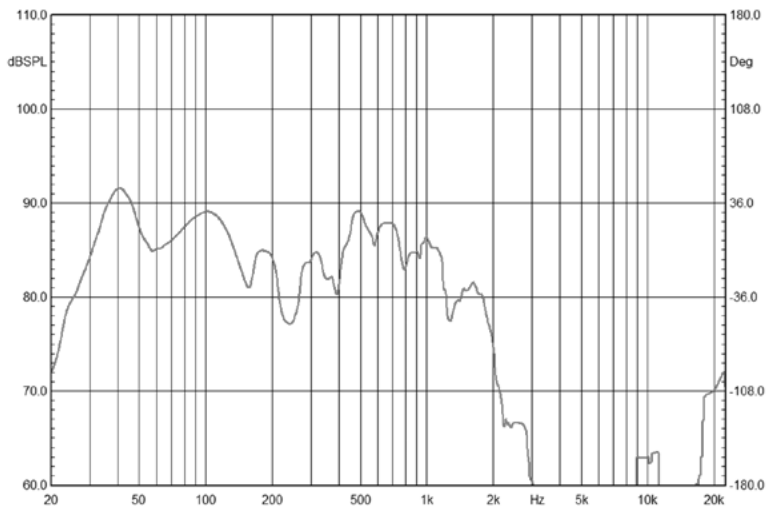
## 5 Technical specifications

Speakers	1 × 18" Neodym woofer
Power handling	1000 W (RMS)
Sensitivity	97 dB
Impedance	8 Ω
Maximal sound pressure	126 dB (1 m) 132 dB (peak)
Frequency range	36 Hz ... 120 Hz (-3 dB)
Dimensions (W × H × D)	590 mm × 550 mm × 680 mm
Weight	45 kg





## Frequency response





## 6 Plug and connection assignment

### Introduction

This chapter will help you select the right cables and plugs to connect your valuable equipment in such a way that a perfect sound experience is ensured.

Please follow these tips, because special care is required when dealing with sound and light: Even if a plug fits into the socket, an incorrect connection may result in a destroyed power amp, a short circuit or just in poor transmission quality!

### NL4 connection

	1, +	Signal 1 (in phase)
	1, -	Signal 1 (out of phase)
	2, +	Signal 2 (in phase)
	2, -	Signal 2 (out of phase)



## 7 Protecting the environment

### Packaging



For the packaging, environmentally friendly materials have been chosen that can be supplied to normal recycling. Ensure that plastic bags, packaging, etc. are properly disposed of.

Do not just dispose of these materials with your normal household waste, but make sure that they are collected for recycling. Please follow the notes and markings on the packaging.

### Disposal of your old device




This product is subject to the European Waste Electrical and Electronic Equipment Directive (WEEE) in its currently valid version. Do not dispose with your normal household waste.

Dispose of this device through an approved waste disposal firm or through your local waste facility. When discarding the device, comply with the rules and regulations that apply in your country. If in doubt, consult your local waste disposal facility.









***SYRINCS***