

# Millenium

## Uke A-Stand Flex Blue - collapsible ukulele stand

### User manual

This manual contains important information on the safe operation of the product. Read and follow the safety advices and instructions given. Retain the manual for future reference. If you pass the product on to others please include this manual.

### Safety instructions

#### Intended use

This product is used for the safe placing of ukuleles. Any other use or use under other operating conditions is considered to be improper and may result in personal injury or property damage. No liability will be assumed for damages resulting from improper use.

#### Danger for children



Ensure that plastic bags, packaging, etc. are disposed of properly and are not within reach of babies and young children. Choking hazard!

Ensure that children do not detach any small parts from the product. They could swallow the pieces and choke!

#### Where to use the product

Never use the product

- in conditions of extreme temperature or humidity
- in extremely dusty or dirty areas
- at locations where the unit can become wet

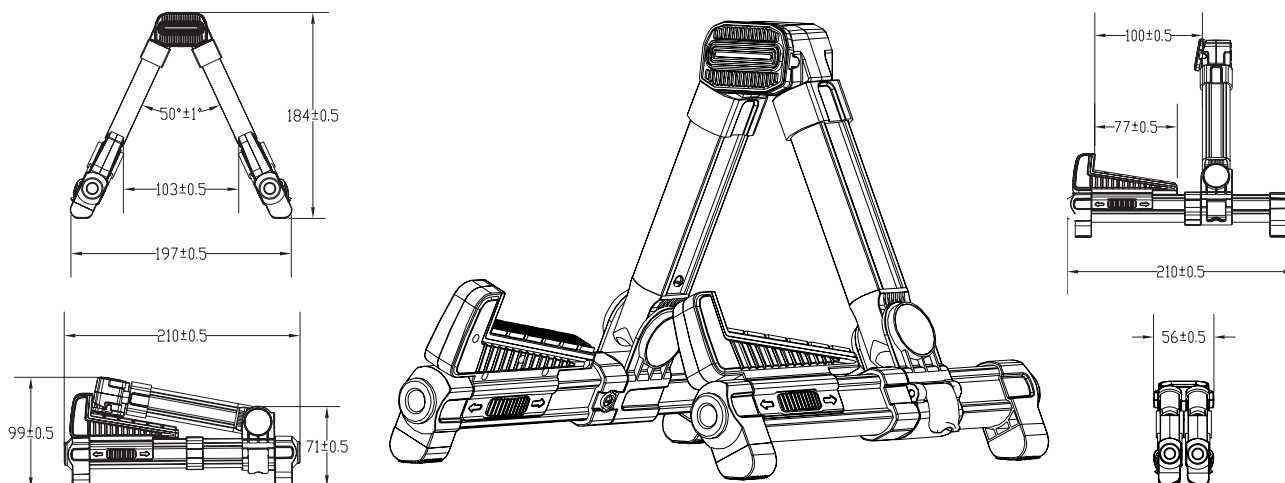
#### General handling

- To prevent damage, never use force when handling the product.
- Never immerse the product in water. Just wipe it with a clean dry cloth. Do not use liquid cleaners such as benzene, thinners or flammable cleaning agents.

### Features

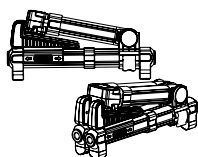
- Collapsible A-shaped ukulele stand
- Made of aluminium alloy and ABS plastic
- Not suitable for instruments with nitro lacquer
- Adjustable contact points for universal use
- Soft silicone protective pads between support points and instrument
- Maximum stability and rigidity
- Weight: 275 g

### Dimensions

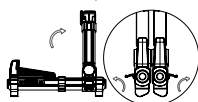


### Using the product

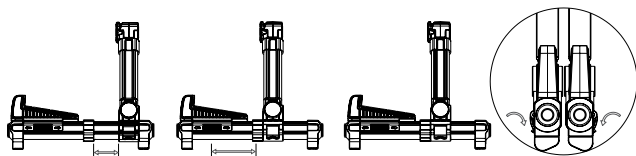
1. Upon delivery, the stand is folded and both arms are locked.



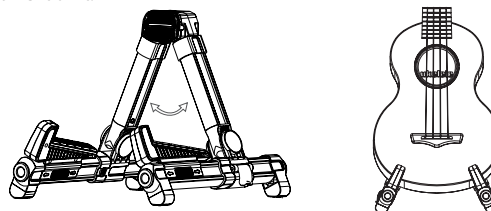
2. Open up the stand and unlock both arms.



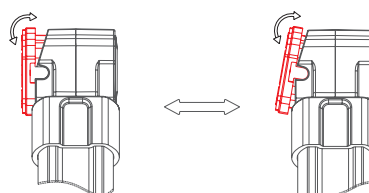
3. Unfold the support arms completely and lock them. Adjust the supporting bars according to the depth of the instrument.



4. Now open the entire stand to its A-shape, put it on a flat surface and set your instrument on it.



5. The adjustable contact pads ensure full contact between the instrument and the stand.



For the transport and protective packaging, environmentally friendly materials have been chosen that can be supplied to normal recycling. Ensure that plastic bags, packaging, etc. are properly disposed of. Do not just dispose of these materials with your normal household waste, but make sure that they are collected for recycling. Please follow the notes and markings on the packaging.

! The plasticiser contained in the rubber feet of this product may possibly react with the coating of your parquet, linoleum, laminate or PVC floor and after some time cause permanent dark stains. In case of doubt, do not put the rubber feet directly on the floor, but use felt-pad floor protectors or a carpet.