



Oval 4, Oval 6, Oval 10

Passive Speaker

Thomann GmbH

Hans-Thomann-Straße 1

96138 Burgebrach

Germany

Telephone: +49 (0) 9546 9223-0

Internet: www.thomann.de

29.11.2024, ID: 410109, etc. (V4)

Table of contents

1	General information	5
	1.1 Symbols and signal words.....	5
2	Safety instructions	7
3	Features and scope of delivery	9
4	Installation	11
	4.1 Wall mounting.....	11
	4.2 Tips on handling speakers.....	13
5	Technical specifications	14
	5.1 Oval 4 (item no. 410109, 410111).....	14
	5.2 Oval 6 (item no. 410115, 410116).....	17
	5.3 Oval 10 (item no. 410117, 410118).....	20
6	Cleaning	23
7	Protecting the environment	24





1 General information

This document contains important instructions for the safe operation of the product. Read and follow the safety instructions and all other instructions. Keep the document for future reference. Make sure that it is available to all those using the product. If you sell the product to another user, be sure that they also receive this document.

Our products and documentation are subject to a process of continuous development. They are therefore subject to change. Please refer to the latest version of the documentation, which is ready for download under www.thomann.de.

1.1 Symbols and signal words

In this section you will find an overview of the meaning of symbols and signal words that are used in this document.

Signal word	Meaning
DANGER!	This combination of symbol and signal word indicates an immediate dangerous situation that will result in death or serious injury if it is not avoided.
WARNING!	This combination of symbol and signal word indicates a possible dangerous situation that can result in death or serious injury if it is not avoided.
NOTICE!	This combination of symbol and signal word indicates a possible dangerous situation that can result in material and environmental damage if it is not avoided.
Warning signs	Type of danger
	Warning – high-voltage.
	Warning – danger zone.

2 Safety instructions

Intended use

This device is designed for sound reinforcement. Use the device only as described in this user manual. Any other use or use under other operating conditions is considered to be improper and may result in personal injury or property damage. No liability will be assumed for damages resulting from improper use.

This device may be used only by persons with sufficient physical, sensorial, and intellectual abilities and having corresponding knowledge and experience. Other persons may use this device only if they are supervised or instructed by a person who is responsible for their safety.

Safety



DANGER!

Risk of injury and choking hazard for children!

Children can suffocate on packaging material and small parts. Children can injure themselves when handling the device. Never allow children to play with the packaging material and the device. Always store packaging material out of the reach of babies and small children. Always dispose of packaging material properly when it is not in use. Never allow children to use the device without supervision. Keep small parts away from children and make sure that the device does not shed any small parts (such knobs) that children could play with.



DANGER!

Risk of death from electrical current!

The output voltages of modern high-performance amplifiers may result in death or serious injury. Never touch the bare ends of loud-speaker cables when the amplifier is on.



WARNING!

Possible hearing damage due to operating the device at a high volume!

The device can produce volume levels that, when operated at a high volume, may cause temporary or permanent hearing impairment. Over an extended period of time, even levels that seem to be uncritical can cause hearing damage. Avoid operating the device at excessively high volumes over an extended period of time. Decrease the volume level immediately if you experience ringing in your ears or hearing impairment. If this is not possible, keep a greater distance or use adequate ear-muffs.



NOTICE!

Damage to the device if operated in unsuitable ambient conditions!

The device can be damaged if it is operated in unsuitable ambient conditions. Only operate the device indoors within the ambient conditions specified in the “Technical specifications” chapter of this user manual. Avoid operating it in environments with direct sunlight, heavy dirt and strong vibrations. Avoid operating it in environments with strong temperature fluctuations. If temperature fluctuations cannot be avoided (for example after transport in low outside temperatures), do not switch on the device immediately. Never subject the device to liquids or moisture. Never move the device to another location while it is in operation. In environments with increased dirt levels (for example due to dust, smoke, nicotine or mist): Have the device cleaned by qualified specialists at regular intervals to prevent damage due to overheating and other malfunctions.

3 Features and scope of delivery

Oval 4 (item no. 410109, 410111)

- Woofer: 1 × 4-inch speaker (ferrite) with 25-mm voice coil
- Tweeter: 2 × 1-inch compression driver (NiFeB) with 25-mm voice coil
- Mounting points: 2 × threaded socket M5
- Screw terminals
- Wall mount (included)
- Housing colour: white
- Front grille colour: black (item no. 410109), white (item no. 410111)

Oval 6 (item no. 410115, 410116)

- Woofer: 1 × 6-inch speaker (ferrite) with 35-mm voice coil
- Tweeter: 2 × 3-inch compression driver (ferrite) with 30-mm voice coil
- Mounting points: 3 × threaded socket M8
- Screw terminals
- Wall mount (included)
- Housing colour: white
- Front grille colour: black (item no. 410115), white (item no. 410116)

Oval 10 (item no. 410117, 410118)

- Woofer: 1 × 10-inch speaker (ferrite) with 50-mm voice coil
- Tweeter: 2 × 4-inch compression driver (ferrite) with 40-mm voice coil
- Mounting points: 3 × threaded socket M8
- Screw terminals
- Wall mount (included)
- Housing colour: white
- Front grille colour: black (item no. 410118), white (item no. 410117)

4 Installation

Unpack and check carefully there is no transportation damage before using the unit. Keep the equipment packaging. To fully protect the product against vibration, dust and moisture during transportation or storage use the original packaging or your own packaging material suitable for transport or storage, respectively.

Create all connections while the device is off. Use the shortest possible high-quality cables for all connections. Take care when running the cables to prevent tripping hazards.



NOTICE!

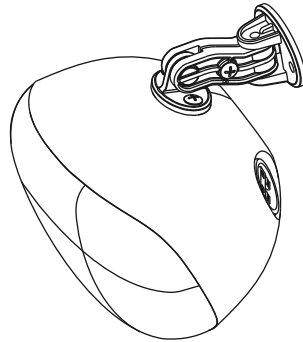
Possible property damage to adjacent devices due to magnetic fields.

Speakers generate a static magnetic field. This magnetic field can affect other neighbouring units and in unfavourable cases damage them.

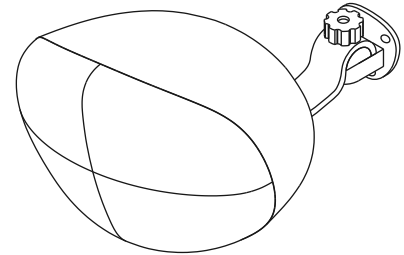
Ensure that speakers are always a sufficient distance away from sensitive equipment that may be affected by an external magnetic field.

4.1 Wall mounting

The following figure shows how to use the supplied wall mount.



Oval 4



Oval 6, Oval 10

4.2 Tips on handling speakers

We recommend you to set up the speakers in a way, that the sound signals can reach the audience unobstructedly. It will often be helpful to mount the speakers on tripods. Thus, the sound will be evenly spread with maximum range throughout the audience area.

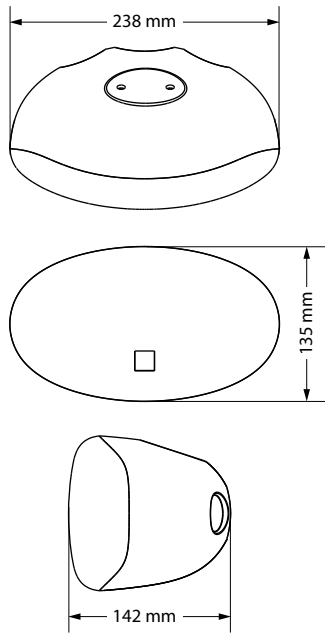
Always use high grade cable to connect your equipment. Otherwise you won't reach maximum sound quality.

For optimum results both impedance and power handling of the speakers must match the requirements of the amplifier. Always follow the technical specifications of the speakers! The overall impedance of the connected loudspeakers must not exceed the minimum output impedance of the amp. The amp's max. RMS output power should be 50 % above the power handling capacity of the connected speakers.

If you notice distortion during operation, either the amp or the speaker is overloaded. This may permanently damage the amp or the speaker. Always reduce the volume when you hear distortion.

5 Technical specifications

5.1 Oval 4 (item no. 410109, 410111)



System	Passive 2-way speaker	
Configuration	Woofer	1 × 4-inch speaker (ferrite) with 25-mm voice coil
	Tweeter	2 × 1-inch compression driver (NiFeB) with 25-mm voice coil
Input connections	4 × terminal connection	
Frequency range	120 Hz ... 20 kHz, -3 dB	
Load capacity	RMS: 25 W Peak: 100 W Music: 50 W	
Sensitivity (1 W/1 m)	88 dB SPL	
Rated impedance	8 Ω	
Max. sound pressure level	108 dB SPL	
Max. short-term sound pressure level	102 dB SPL	

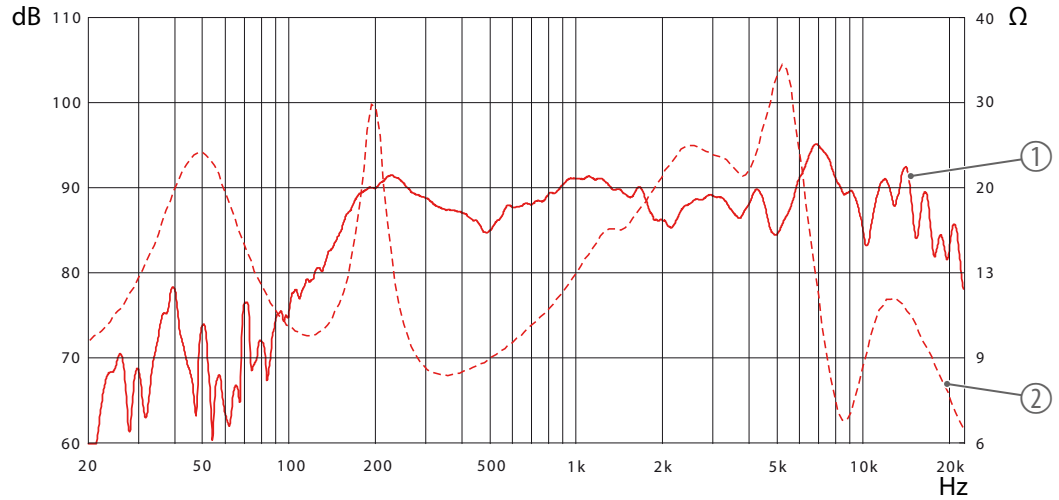
Beam angle (H × V)	90° × 90°	
Crossover frequency	6.3 kHz	
Dimensions (W × H × D)	238 mm × 135 mm × 142 mm	
Weight	1.7 kg	
Ambient conditions	Temperature range	0 °C...40 °C
	Relative humidity	20%...80% (non-condensing)

Further information

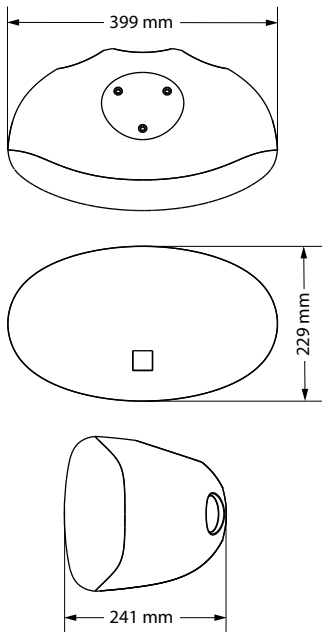
Housing	ABS plastic
Housing colour	White
Front grille colour	Black (item no. 410109), white (item no. 410111)
Truss-capable	M5
Monitor inclination	No
Ways	2-way
Stand flange	No
Wall mount	Yes
Protective cover	No

Frequency response

The following figure shows the course of the sound pressure level (1) and impedance (2) depending on the signal frequency.



5.2 Oval 6 (item no. 410115, 410116)



System	Passive 2-way speaker	
Configuration	Woofer	1 × 6-inch speaker (ferrite) with 35-mm voice coil
	Tweeter	2 × 3-inch compression driver (ferrite) with 30-mm voice coil
Input connections	4 × terminal connection	
Frequency range	80 Hz ... 16 kHz, -3 dB	
Load capacity	RMS: 80 W	
	Peak: 320 W	
	Music: 160 W	
Sensitivity (1 W/1 m)	88 dB SPL	
Rated impedance	8 Ω	
Max. sound pressure level	113 dB SPL	
Max. short-term sound pressure level	107 dB SPL	
Beam angle (H × V)	140° × 160°	

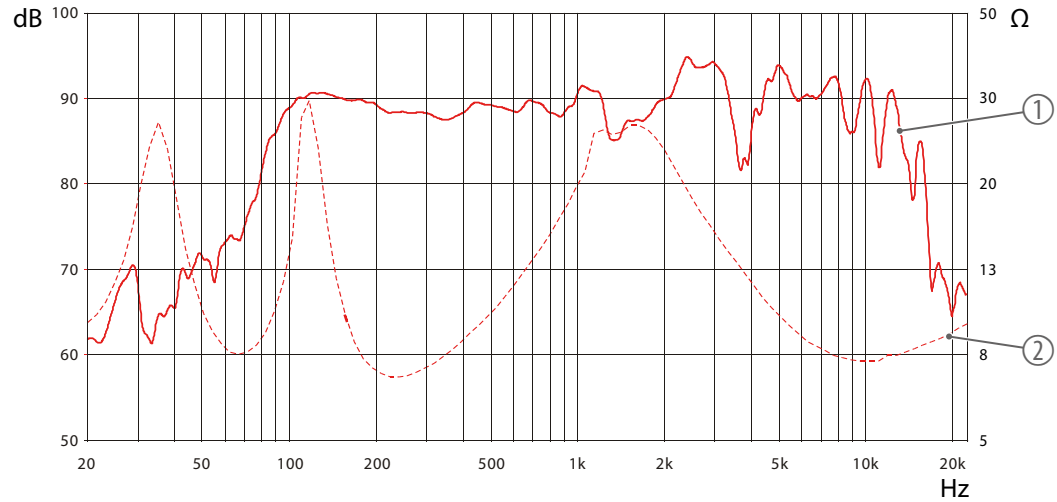
Crossover frequency	2.5 kHz	
Dimensions (W × H × D)	399 mm × 229 mm × 241 mm	
Weight	4.5 kg	
Ambient conditions	Temperature range	0 °C...40 °C
	Relative humidity	20%...80% (non-condensing)

Further information

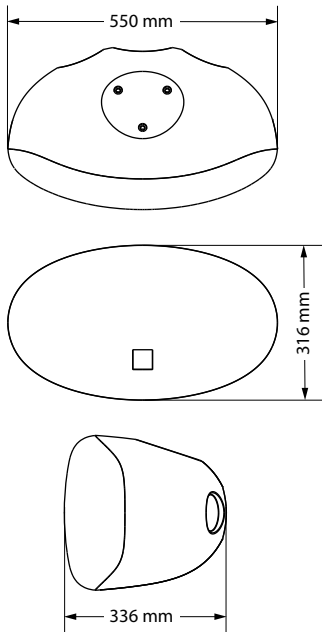
Housing	ABS plastic
Housing colour	White
Front grille colour	Black (item no. 410115), white (item no. 410116)
Truss-capable	M8
Monitor inclination	No
Ways	2-way
Stand flange	No
Wall mount	Yes
Protective cover	No

Frequency response

The following figure shows the course of the sound pressure level (1) and impedance (2) depending on the signal frequency.



5.3 Oval 10 (item no. 410117, 410118)



System	Passive 2-way speaker	
Configuration	Woofers	1 × 10-inch speaker (ferrite) with 50-mm voice coil
	Tweeter	2 × 4-inch compression driver (ferrite) with 40-mm voice coil
Input connections	4 × terminal connection	
Frequency range	45 Hz ... 22 kHz, -3 dB	
Load capacity	RMS: 150 W Peak: 600 W Music: 300 W	
Sensitivity (1 W/1 m)	90 dB SPL	
Rated impedance	8 Ω	
Max. sound pressure level	118 dB SPL	
Max. short-term sound pressure level	112 dB SPL	
Beam angle (H × V)	120° × 120°	

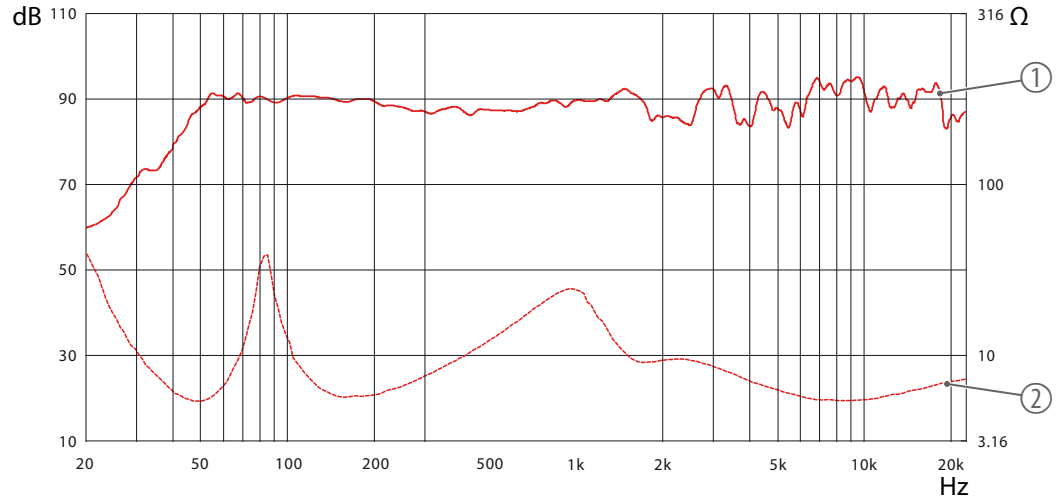
Crossover frequency	1.2 kHz	
Dimensions (W × H × D)	550 mm × 316 mm × 336 mm	
Weight	9 kg	
Ambient conditions	Temperature range	0 °C...40 °C
	Relative humidity	20%...80% (non-condensing)

Further information

Housing	ABS plastic
Housing colour	White
Front grille colour	Black (item no. 410118), white (item no. 410117)
Truss-capable	M8
Monitor inclination	No
Ways	2-way
Stand flange	No
Wall mount	Yes
Protective cover	No

Frequency response

The following figure shows the course of the sound pressure level (1) and impedance (2) depending on the signal frequency.



6 Cleaning


Device components

Clean the device components that are accessible from the outside regularly. The cleaning frequency depends on the operating environment: damp, smoky or particularly dirty environments can cause greater accumulation of dirt on the device components.

- Clean with a dry soft cloth.
- Stubborn dirt can be removed with a slightly dampened cloth.
- Never use solvents or alcohol for cleaning.

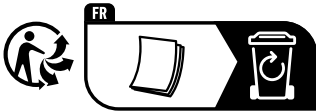
7 Protecting the environment

Disposal of the packing material




Environmentally friendly materials have been chosen for the packaging. These materials can be sent for normal recycling. Ensure that plastic bags, packaging, etc. are disposed of in the proper manner.

Do not dispose of these materials with your normal household waste, but make sure that they are collected for recycling. Please follow the instructions and markings on the packaging.



Observe the disposal note regarding documentation in France.

Disposal of your old device



This product is subject to the European Waste Electrical and Electronic Equipment Directive (WEEE) as amended.

Do not dispose of your old device with your normal household waste; instead, deliver it for controlled disposal by an approved waste disposal firm or through your local waste facility. If in doubt, consult your local waste management facility. You can also return the device to a retailer if they offer to take the device back for free or if they are legally obliged to do so. When disposing of the device, comply with the rules and regulations that apply in your country. You can also return your old device to Thomann GmbH at no charge. Check the current conditions on www.thomann.de.

Proper disposal protects the environment as well as the health of your fellow human beings. This is because the proper handling of old devices negates the potential negative effects of hazardous substances, and because it conserves resources by recycling them.

Also note that waste avoidance is a valuable contribution to environmental protection. Repairing a device or passing it on to another user is an ecologically valuable alternative to disposal. For example, use the classified ads of Thomann GmbH.

If your old device contains personal data, delete those data before disposing of it.

