



## Headworn Microphone User Guide

### MU-55H Series



### MU-53H Series



### MU-101 Series



## I. Part Names and Connector Types

### MU-55H Series/MU-53H Series

(1) Main Frame For Headworn Microphone

(2) Earhook

(3) Cable Holder


(4) Steel Tube Holder

(5) Steel Tube with Mic. Cable

(6) Adjustable Steel Tube

(7) Capsule (MU-55H Series)

Capsule (MU-53H Series)



### MU-101 Series

(1) Main Frame For Headworn Microphone

(2) Earhook

(3) Cable Holder

(4) Steel Tube Holder

(5) Steel Tube with Mic. Cable

(7) Capsule



 3.5mm mono phone jack plug

 4 pin connector

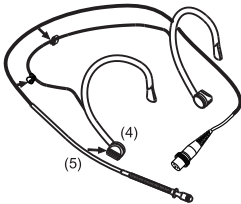
 Mini XLR connector

 TA4F

 3.5mm screw-lock plug

## II. How to Assemble Your Headworn Microphone?


After installing the steel tube with microphone cable (5) onto the steel tube holder (4), fix the microphone wire in the cable holder (3) on the mainframe, as shown in Figure.



## III. How to Adjust Your Headworn Microphone?

(MU-55H Series/MU-53H Series)

After putting on the headworn microphone as shown below, the user can use an adjustable steel tube (6) to adjust the gap between the capsule and the user's mouth if the gap is too large.



## IV. Specifications

### MU-53H Series

- > Transducer Type: Electret condenser microphone capsule
- > Frequency Response: 50Hz to 18kHz
- > Directional Characteristic: Cardioid
- > Sensitivity: -46dB  $\pm$ 3dB at 1kHz ( 0dB = 1V/Pa)
- > Operating Voltage: 1.1 ~ 9V
- > Dimensions:  $\varnothing$ 10 $\times$ 26.5mm
- > Connector Options: 3.5mm mono phone jack plug / Mini XLR connector / 4 pin connector / TA4F / 3.5mm screw-lock plug

### MU-55H Series

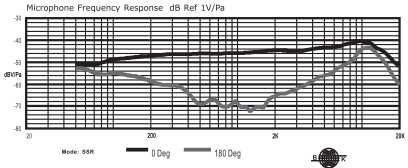
- > Transducer Type: Electret condenser microphone capsule
- > Frequency Response: 40Hz to 20kHz
- > Directional Characteristic: Omnidirectional
- > Sensitivity: -49dB  $\pm$ 3dB at 1kHz (0dB = 1V/Pa)
- > Operating Voltage: 1.1 ~ 9V
- > Dimensions:  $\varnothing$ 4.5 $\times$ 13mm
- > Connector Options: 3.5mm mono phone jack plug / Mini XLR connector / 4 pin connector / TA4F / 3.5mm screw-lock plug

### MU-101 Series

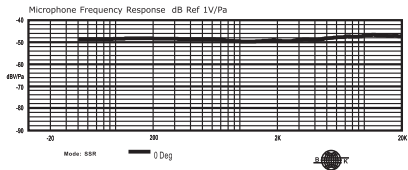
- > Transducer Type: Electret condenser microphone capsule
- > Frequency Response: 50Hz to 18kHz
- > Directional Characteristic: Cardioid
- > Sensitivity: -49dB  $\pm$ 3dB at 1kHz ( 0dB = 1V/Pa)
- > Operating Voltage: 1.1 ~ 9V
- > Dimensions:  $\varnothing$ 10 $\times$ 26.5mm
- > Connector Options: 3.5mm mono phone jack plug / Mini XLR connector / 4 pin connector / TA4F / 3.5mm screw-lock plug

## V. Frequency Response Diagram

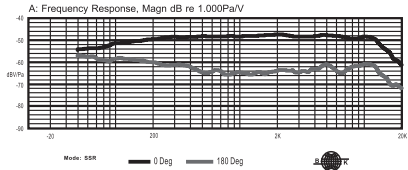
### MU-53H Series



### MU-55H Series

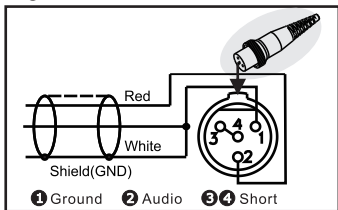


### MU-101 Series

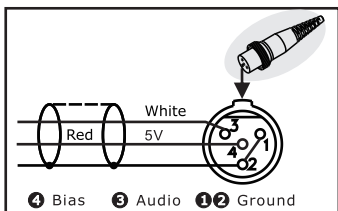


## VI. Wiring Illustrations

(2-Wire)



(3-Wire)



Notes: Refer to the actual product in the event of product description discrepancy.

FCC

THIS DEVICE COMPLIES WITH PART 74 OF THE FCC RULES. OPERATION IS SUBJECT TO THE FOLLOWING TWO CONDITIONS:

- (1) This device may not cause interference.
- (2) This device must accept any interference, including interference that may cause undesired operation of the device.

This equipment complies with FCC RF radiation exposure limits set forth for an uncontrolled environment.

IC

This device complies with Industry Canada RSS-123 ISSUE 2 standards. Operation is subject to the following two conditions: (1) this device may not cause interference, and (2) this device must accept any interference, including interference that may cause undesired operation of the device.

Le présent appareil est conforme aux CNR d'Industrie Canada applicables aux appareils radio exempts de licence. L'exploitation est autorisée aux deux conditions suivantes:

- (1) l'appareil ne doit pas produire de brouillage, et (2) l'utilisateur de l'appareil doit accepter tout brouillage radioélectrique subi, même si le brouillage est susceptible d'en compromettre le fonctionnement.

Disposal



2005-08-13

Dispose of any unusable devices or batteries responsibly and in accordance with any applicable regulations.

Disposing of used batteries with domestic waste is to be avoided!

Batteries / NiCad cells often contain heavy metals such as cadmium(Cd), mercury(Hg) and lead(Pb) that makes them unsuitable for disposal with domestic waste. You may return spent batteries/accumulators free of charge to recycling centres or anywhere else batteries/accumulators are sold.

By doing so, you contribute to the conservation of our environment!

**MIPRO**<sup>®</sup>  
MICROPHONE PROFESSIONALS



All rights reserved. Do not copy or forward without prior approvals of MIPRO. Specifications and design subject to change without notice. YM 021/07

**MIPRO Electronics Co., Ltd**

Headquarters: No. 814, Beigang Rd., Chiayi City 600079, Taiwan  
Tel : +886.5.238.0809 Fax : +886.5.238.0803  
www.mipro.com.tw mipro@mipro.com.tw



2 CE673A