

Harley Benton



Powerplant
power supply

Musikhaus Thomann
Thomann GmbH
Hans-Thomann-Straße 1
96138 Burgebrach
Germany
Telephone: +49 (0) 9546 9223-0
E-mail: info@thomann.de
Internet: www.thomann.de

19.05.2016, ID: 119603

Table of contents

| | | |
|----------|--|-----------|
| 1 | General notes..... | 4 |
| 2 | Safety instructions..... | 6 |
| 3 | Installation and starting up..... | 10 |
| 4 | Components and functions..... | 13 |
| 5 | Technical specifications..... | 16 |
| 6 | Protecting the environment..... | 17 |



1 General notes

This user manual contains important information on safe operation of the device. Read and follow all safety notes and all instructions. Save this manual for future reference. Make sure that it is available to all persons using this device. If you sell the device to other users, be sure that they also receive this manual.

Our products are subject to a process of continuous development. We therefore reserve the right to make changes without notice.

Symbols and signal words

This section provides an overview of the symbols and signal words used in this user manual.

| Signal word | Meaning |
|---|--|
| DANGER! | This combination of symbol and signal word indicates an immediate dangerous situation that will result in death or serious injury if it is not avoided. |
| NOTICE! | This combination of symbol and signal word indicates a possible dangerous situation that can result in material and environmental damage if it is not avoided. |
| Warning signs | Type of danger |
|  | Warning – high-voltage. |
|  | Warning – danger zone. |

2 Safety instructions

Intended use

This device transforms mains voltage into safety extra-low voltage, e.g. for the voltage supply of effects pedals. Use the device only as described in this user manual. Any other use or use under other operating conditions is considered to be improper and may result in personal injury or property damage. No liability will be assumed for damages resulting from improper use.

This device may be used only by persons with sufficient physical, sensorial, and intellectual abilities and having corresponding knowledge and experience. Other persons may use this device only if they are supervised or instructed by a person who is responsible for their safety.

Safety



DANGER!

Danger for children

Ensure that plastic bags, packaging, etc. are disposed of properly and are not within reach of babies and young children. Choking hazard!

Ensure that children do not detach any small parts (e.g. knobs or the like) from the unit. They could swallow the pieces and choke!

Never let children unattended use electrical devices.



DANGER!

Electric shock caused by high voltages inside

Within the device there are areas where high voltages may be present. Never remove any covers.

There are no user-serviceable parts inside.



DANGER!

Electric shock caused by short-circuit

Always use proper ready-made insulated mains cabling (power cord) with a protective contact plug. Do not modify the mains cable or the plug. Failure to do so could result in electric shock/death or fire. If in doubt, seek advice from a registered electrician.



NOTICE!

Operating conditions

This device has been designed for indoor use only. To prevent damage, never expose the device to any liquid or moisture. Avoid direct sunlight, heavy dirt, and strong vibrations.



NOTICE!

Power supply

Before connecting the device, ensure that the input voltage (AC outlet) matches the voltage rating of the device and that the AC outlet is protected by a residual current circuit breaker. Failure to do so could result in damage to the device and possibly injure the user.

Unplug the device before electrical storms occur and when it is unused for long periods of time to reduce the risk of electric shock or fire.

3 Installation and starting up

Unpack and carefully check that there is no transportation damage before using the unit. Keep the equipment packaging. To fully protect the device against vibration, dust and moisture during transportation or storage use the original packaging or your own packaging material suitable for transport or storage, respectively.

Wiring

Make all connections when the device is not connected to the power grid. Use the supplied cables for all connections.

The following cable types are available:



8 standard cables (1:1), plug-to-plug, length 55 cm, each to supply one effects pedal with DC 9 V $\overline{\text{=}}$, black/white, inner contact = minus pole.



2 standard cables (1:1), plug-to-plug, length 35 cm, each to supply one effects pedal with DC 12 V $\overline{\text{=}}$ or AC 12 V \sim respectively, 1 \times red, 1 \times blue, inner contact = minus pole.



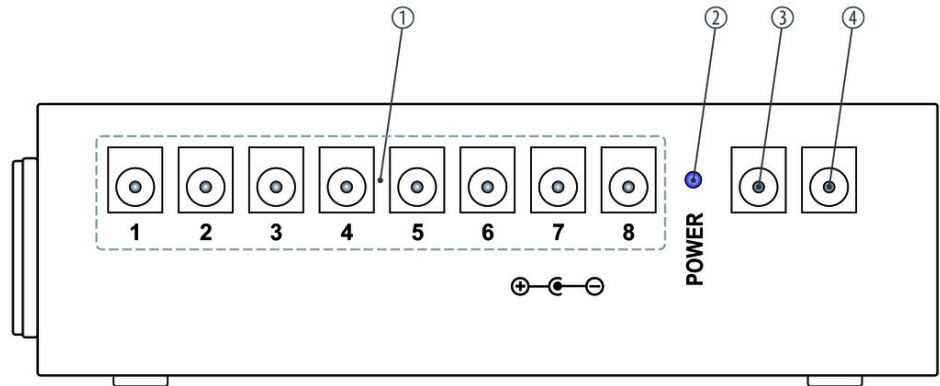
1 adapter cable with 1/8" mini phone plug (1:1), plug-to-socket, length 35 cm, to supply one effects pedal.



3 adapter cables plug-to-socket to change the polarity of the inner contact from minus to plus pole, length 20 cm.

4 Components and functions

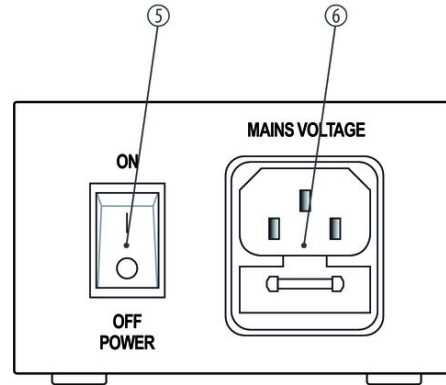
Connection panel



Powerplant

| | |
|---|---|
| 1 | Outlet sockets for the power supply of effects pedals with DC 9 V $\overline{\text{---}}$. |
| 2 | POWER Blue pilot LED. Indicates that the device is connected to the power grid. The LED turns off a few seconds after the device is disconnected from the mains power supply. |
| 3 | Outlet socket for the power supply of effects pedals with DC 12 V $\overline{\text{---}}$. |
| 4 | Outlet socket for the power supply of effects pedals with AC 12 V \sim . |

Left side view



5 **POWER ON|OFF**

Mains power switch to turn the device on or off.

6 **MAINS VOLTAGE**

IEC chassis plug with fuse holder for power supply.

5 Technical specifications

| | |
|------------------------|--|
| Voltage supply | 230 V ~ 50 Hz |
| Fuse | 5mm x 20 mm , 0.1 A, 250 V, fast blow |
| Power consumption | 1.54 W |
| Output voltage | 8 × DC 9 V $\overline{=}$, max. 500 mA in total 1 × DC 12 V $\overline{=}$, max. 500 mA 1 × AC 12 V ~, max. 500 mA |
| Dimensions (W × D × H) | 165 mm × 85 mm × 50 mm |
| Weight | 1 kg |

6 Protecting the environment

Disposal of the packaging material



For the transport and protective packaging, environmentally friendly materials have been chosen that can be supplied to normal recycling.

Ensure that plastic bags, packaging, etc. are properly disposed of.

Do not just dispose of these materials with your normal household waste, but make sure that they are collected for recycling. Please follow the notes and markings on the packaging.

Disposal of your old device



This product is subject to the European Waste Electrical and Electronic Equipment Directive (WEEE). Do not dispose with your normal household waste.

Dispose of this device through an approved waste disposal firm or through your local waste facility. When discarding the device, comply with the rules and regulations that apply in your country. If in doubt, consult your local waste disposal facility.



