




Oval 4, Oval 6, Oval 10
passive speaker



Musikhaus Thomann
Thomann GmbH
Hans-Thomann-Straße 1
96138 Burgebrach
Germany
Telephone: +49 (0) 9546 9223-0
E-mail: info@thomann.de
Internet: www.thomann.de

11.06.2018, ID: 410109, 410113, 410117, ...

Table of contents

1	General notes	4
	1.1 Further information.....	5
	1.2 Symbols and signal words.....	6
2	Safety instructions	8
3	Features	10
4	Installation	12
	4.1 Wall mounting.....	13
	4.2 Tips on handling speakers.....	14
5	Technical specifications	15
	5.1 Oval 4 (item no. 410109, 410111, 410112).....	15
	5.2 Oval 6 (item no. 410113, 410115, 410116).....	18
	5.3 Oval 10 (item no. 410117, 410118).....	20
6	Protecting the environment	22

1 General notes

This manual contains important instructions for the safe operation of the unit. Read and follow the safety instructions and all other instructions. Keep the manual for future reference. Make sure that it is available to all those using the device. If you sell the unit please make sure that the buyer also receives this manual.

Our products are subject to a process of continuous development. Thus, they are subject to change.

1.1 Further information


On our website (www.thomann.de) you will find lots of further information and details on the following points:

Download	This manual is also available as PDF file for you to download.
Keyword search	Use the search function in the electronic version to find the topics of interest for you quickly.
Online guides	Our online guides provide detailed information on technical basics and terms.
Personal consultation	For personal consultation please contact our technical hotline.
Service	If you have any problems with the device the customer service will gladly assist you.

1.2 Symbols and signal words

In this section you will find an overview of the meaning of symbols and signal words that are used in this manual.

Signal word	Meaning
DANGER!	This combination of symbol and signal word indicates an immediate dangerous situation that will result in death or serious injury if it is not avoided.
CAUTION!	This combination of symbol and signal word indicates a possible dangerous situation that can result in minor injury if it is not avoided.
NOTICE!	This combination of symbol and signal word indicates a possible dangerous situation that can result in material and environmental damage if it is not avoided.

Warning signs	Type of danger
	Warning – danger zone.

Oval 4, Oval 6, Oval 10

2 Safety instructions

Intended use

This device is intended to be used in a sound reinforcement system. Use the device only as described in this user manual. Any other use or use under other operating conditions is considered to be improper and may result in personal injury or property damage. No liability will be assumed for damages resulting from improper use.

This device may be used only by persons with sufficient physical, sensorial, and intellectual abilities and having corresponding knowledge and experience. Other persons may use this device only if they are supervised or instructed by a person who is responsible for their safety.

Safety



DANGER!

Danger for children

Ensure that plastic bags, packaging, etc. are disposed of properly and are not within reach of babies and young children. Choking hazard!

Ensure that children do not detach any small parts (e.g. knobs or the like) from the unit. They could swallow the pieces and choke!

Never let children unattended use electrical devices.



CAUTION!

Possible hearing damage

The device can produce volume levels that may cause temporary or permanent hearing impairment. Over an extended period of time, even levels that seem to be uncritical can cause hearing damage.

Decrease the volume level immediately if you experience ringing in your ears or hearing impairment. If this is not possible, keep a greater distance or use sufficient ear protectors.



NOTICE!

Operating conditions

This device has been designed for indoor use only. To prevent damage, never expose the device to any liquid or moisture. Avoid direct sunlight, heavy dirt, and strong vibrations.

3 Features

Special features of this passive 2 way speaker:

**Oval 4 (item no. 410109,
410111, 410112)**

- Speakers: 2 × 1" tweeter, 1 × 4" woofer
- Mounting points: 2 × threaded socket M5
- Terminal connections
- Wall bracket included
- Housing colour: white
- Grille colours: black (item no. 410109), white (item no. 410111), red (item no. 410112)

**Oval 6 (item no. 410113,
410115, 410116)**

- Speakers: 2 × 3" tweeter, 1 × 6" woofer
- Mounting points: 2 × threaded socket M8
- Terminal connections
- Wall bracket included
- Housing colours: black (item no. 410115), white (item no. 410116), red (item no. 410113)
- Housing colour: white
- Grille colours: black (item no. 410115), white (item no. 410116), red (item no. 410113)

**Oval 10 (item no. 410118,
410117)**

- Speakers: 2 × 4" tweeter, 1 × 10" woofer
- Mounting points: 2 × threaded socket M8
- Terminal connections
- Wall bracket included
- Housing colour: white
- Grille colours: black (item no. 410118), white (item no. 410117)

4 Installation

Unpack and carefully check that there is no transportation damage before using the unit. Keep the equipment packaging. To fully protect the device against vibration, dust and moisture during transportation or storage use the original packaging or your own packaging material suitable for transport or storage, respectively.

Create all connections while the device is off. Use the shortest possible high-quality cables for all connections. Take care when running the cables to prevent tripping hazards.



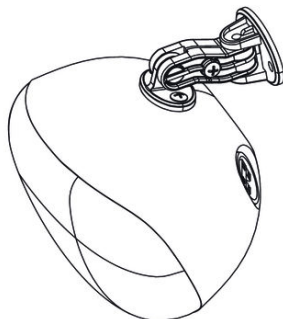
NOTICE!

Possible property damage by magnetic fields

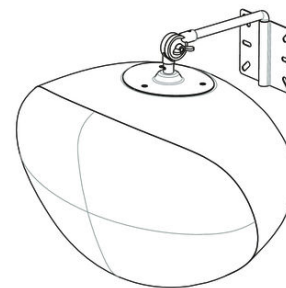
Loudspeakers produce a static magnetic field. Therefore, maintain an appropriate distance to devices that can be adversely affected or damaged by an external magnetic field.

4.1 Wall mounting

The following figure shows how the supplied wall bracket can be used.



Oval 4



Oval 6, Oval 10

Oval 4, Oval 6, Oval 10

4.2 Tips on handling speakers

We recommend you to set up the speakers in a way, that the sound signals can reach the audience unobstructedly. It will often be helpful to mount the speakers on tripods. Thus, the sound will be evenly spread with maximum range throughout the audience area.

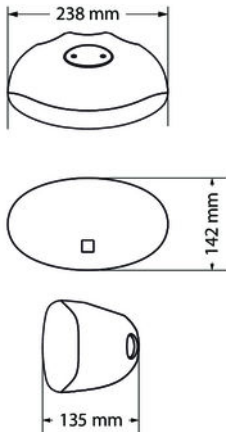
Always use high grade cable to connect your equipment. Otherwise you won't reach maximum sound quality.

For optimum results both impedance and power handling of the speakers must match the requirements of the amplifier. Always follow the technical specifications of the speakers! The overall impedance of the connected loudspeakers must not exceed the minimum output impedance of the amp. The amps max. RMS output power should be 50 % above the power handling capacity of the connected speakers.

If you notice distortion during operation, either the amp or the speaker is overloaded. This may permanently damage the amp or the speaker. Always reduce the volume when you hear distortion.

5 Technical specifications

5.1 Oval 4 (item no. 410109, 410111, 410112)



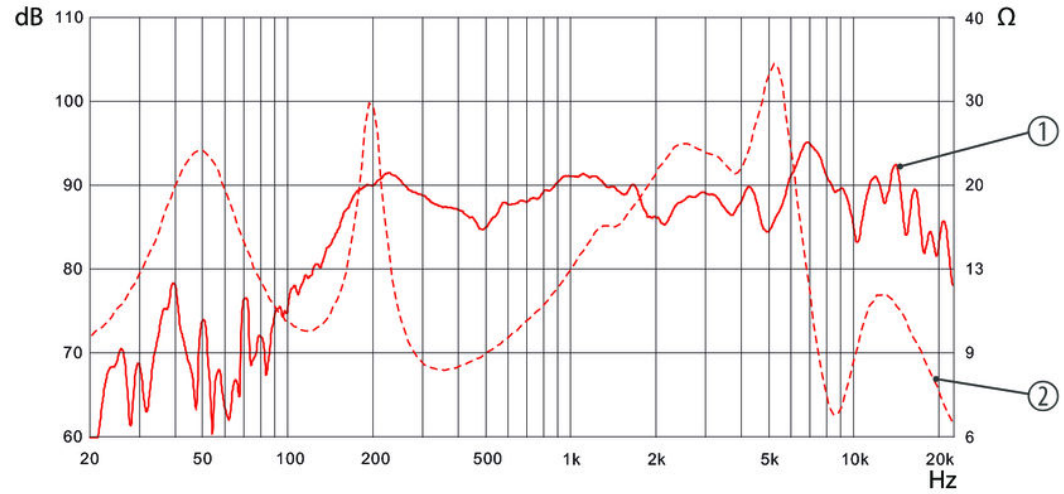
Speakers:	2 × 1" tweeter 1 × 4" woofer
Power handling	25 W (RMS), 50 W (Music), 100 W (Peak)
Impedance	8 Ω
Sensitivity	88 dB (1 W @ 1 m)
Maximum sound pressure	102 dB (1 m) 108 dB (peak)
Frequency range (-3 dB)	120 Hz ... 20 kHz (-3 dB)
Crossover frequency	6,3 kHz
Dispersion angle (H × V)	90° × 90°

Oval 4, Oval 6, Oval 10

Dimensions (W × H × D)	238 mm × 135 mm × 142 mm
Weight	2.02 kg

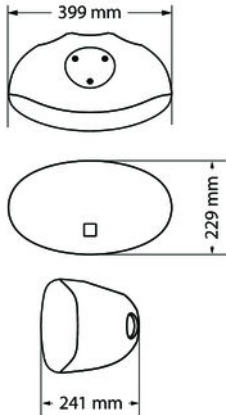
Frequency response

The following figure shows the sound pressure level (1) and impedance (2) as a function of the signal frequency.



Oval 4, Oval 6, Oval 10

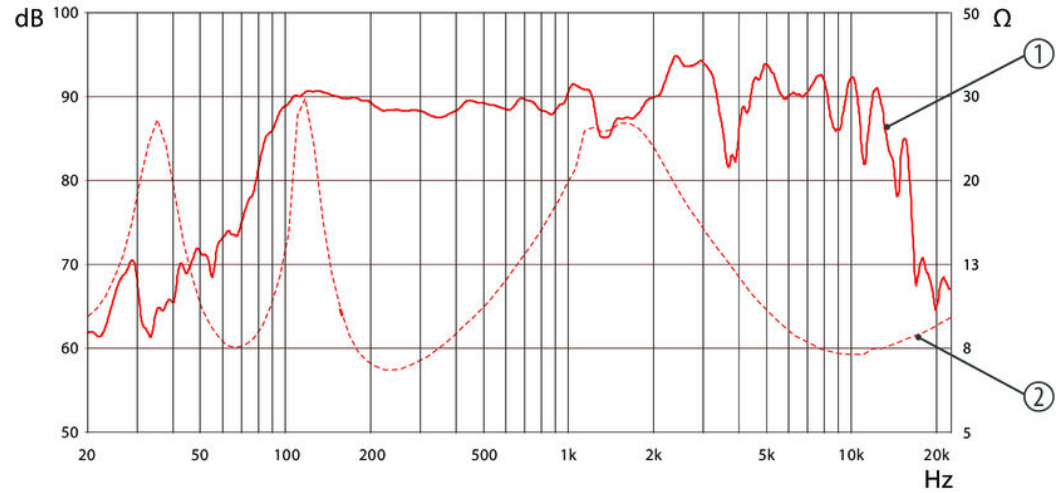
5.2 Oval 6 (item no. 410113, 410115, 410116)



Speakers:	2 × 3" tweeter 1 × 6" woofer
Power handling	80 W (RMS), 160 W (Music), 320 W (Peak)
Impedance	8 Ω
Sensitivity	88 dB (1 W @ 1 m)
Maximum sound pressure	107 dB (1 m) 113 dB (peak)
Frequency range (-3 dB)	80 Hz ... 16 kHz (-3 dB)
Crossover frequency	2,5 kHz
Dispersion angle (H × V)	140° × 160°
Dimensions (W × H × D)	399 mm × 229 mm × 241 mm
Weight	4.65 kg

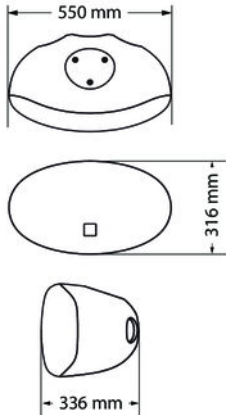
Frequency response

The following figure shows the sound pressure level (1) and impedance (2) as a function of the signal frequency.



Oval 4, Oval 6, Oval 10

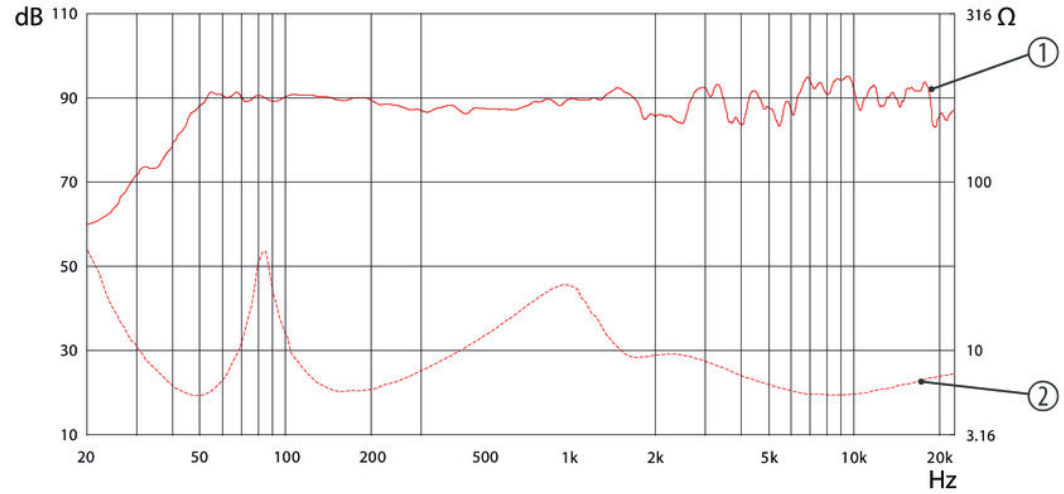
5.3 Oval 10 (item no. 410117, 410118)



Speakers:	2 × 4" tweeter 1 × 10" woofer
Power handling	150 W (RMS), 300 W (Music), 600 W (Peak)
Impedance	8 Ω
Sensitivity	90 dB (1 W @ 1 m)
Maximum sound pressure	111 dB (1 m) 118 dB (peak)
Frequency range (-3 dB)	45 Hz ... 22 kHz (-3 dB)
Crossover frequency	1,2 kHz
Dispersion angle (H × V)	120° × 120°
Dimensions (W × H × D)	550 mm × 336 mm × 316 mm
Weight	9.05 kg

Frequency response

The following figure shows the sound pressure level (1) and impedance (2) as a function of the signal frequency.



Oval 4, Oval 6, Oval 10

6 Protecting the environment

Disposal of the packaging material



For the transport and protective packaging, environmentally friendly materials have been chosen that can be supplied to normal recycling.

Ensure that plastic bags, packaging, etc. are properly disposed of.

Do not just dispose of these materials with your normal household waste, but make sure that they are collected for recycling. Please follow the notes and markings on the packaging.

Disposal of your old device



This product is subject to the European Waste Electrical and Electronic Equipment Directive (WEEE) in its currently valid version. Do not dispose with your normal household waste.

Dispose of this device through an approved waste disposal firm or through your local waste facility. When discarding the device, comply with the rules and regulations that apply in your country. If in doubt, consult your local waste disposal facility.



