

SPECIFICATIONS

Ellipsoidal lighting fixture

- PHYSICAL** Die cast and extruded aluminium construction
 One-handed focus mechanism with positive lock (patents pending)
 Rotating shutter assembly ±25°
 20 gauge stainless steel shutters in a tri-plane assembly
 Lens tube door provides easy access for lens cleaning
 Positive locking double-clutch yoke
 Scale markings for field angle and focus settings
 Integral die cast color frame holders with two accessory slots, and a top mounted, color frame retainer
 Insulated rear handle
 High impact, thermally insulated knobs and shutter handles
 Steel yoke with two mounting positions
 Slot for glass or stainless steel patterns
 Slot with sliding cover for motorized pattern devices or optional iris
 UL and cUL listed
- ELECTRICAL** 115-240V, 50/60Hz
 High temperature 3-conductor 36" leads in a glass fiber outer sleeve
 Supports ETC Dimmer Doubling™ technology
- LAMP** 750W Maximum
 HPL - compact tungsten filament contained in a krypton/xenon filled quartz envelope (see table for suitable lamp types)
 Integral die cast aluminium heat sink lamp base
- OPTICAL** The 15°-30° variant has two bi-convex lenses
 Faceted borosilicate reflector with multi-layer dichroic coating
 95% of visible light reflected through the optical train
 90% of infrared radiation (heat) passes through the reflector
 Reflector secured with anti-vibration shock mounts
 Low gate and beam temperature, shutters will not warp or distort
 Tool free lamp centering (X/Y) and peak/flat (Z) adjustment knobs
 Positive locking X, Y and Z adjustments, unaffected by relamping
 Lenses have anti-reflective coatings
 Lenses secured with anti-vibration shock mounts
 25°-50° version is available

ORDERING INFORMATION

Source Four Zoom

Model#	Description
41530	15°-30° Source Four Zoom ellipsoidal (black)

ETC Source Four Zooms are supplied with color frame, C-clamp and 36" (90cm) leads as standard

Connector Designation

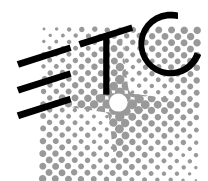
Use Suffixes below to specify Factory-Fitted Connector type

Model#	Description
A	Parallel-blade U-ground connector
B	Two-pin and ground, 20 amp connector
C	Grounded, 20 amp, twistlock connector
M	Dimmer Doubling™ connector (NEMA L515P)

Source Four Zoom Accessories

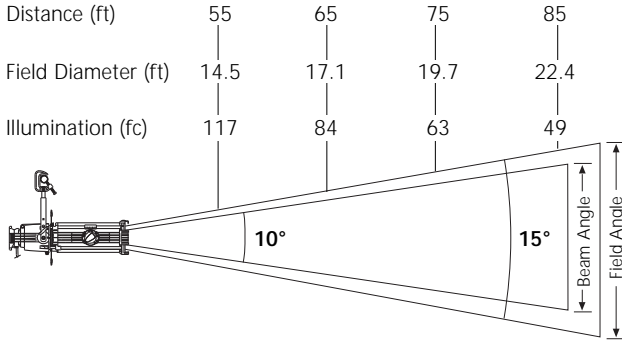
Model#	Description
407CF	Color Frame (included)
400CC	C-clamp (included)
400SC	Safety Cable
400PH-A	Pattern holder (A size)
400PH-B	Pattern holder (B size)
400PH-G	Glass pattern holder
400BY	Balanced yoke assembly kit
400RS	Drop-in Iris
400PTH3	Top Hat (3" tube)
400PTH6	Top Hat (6" tube)
400PHH	Half Hat
400PGE3	Gel Extender (3" tube)
400PGE6	Gel Extender (6" tube)

Note: Available in black only

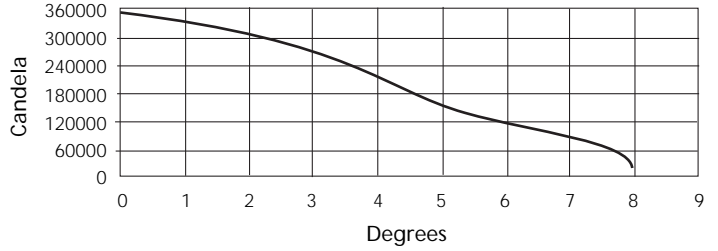


PHOTOMETRIC DATA

15°



Candlepower Distribution Curve

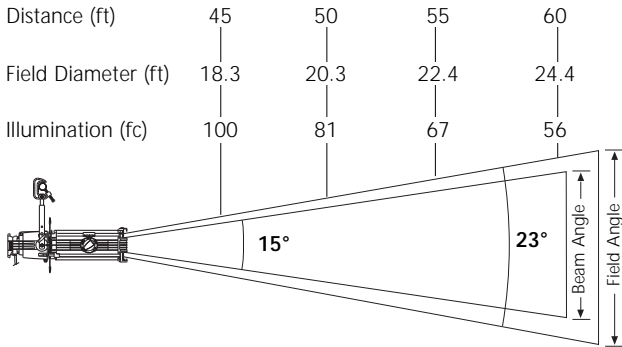


Source Four Zoom

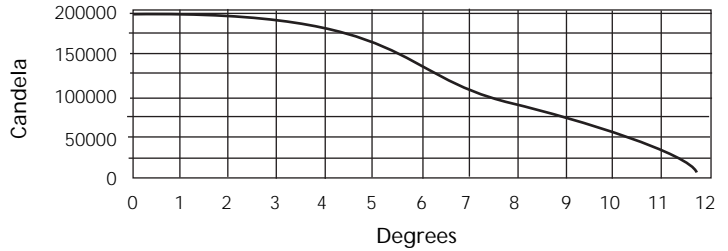
Degree	Candlepower	Field Lumens	Efficacy	Efficiency
15°	355,000	10,700	14.3 LPW	48.9%

For Field diameter at any distance, multiply distance by .26
 For Beam diameter at any distance, multiply distance by .17

23°



Candlepower Distribution Curve

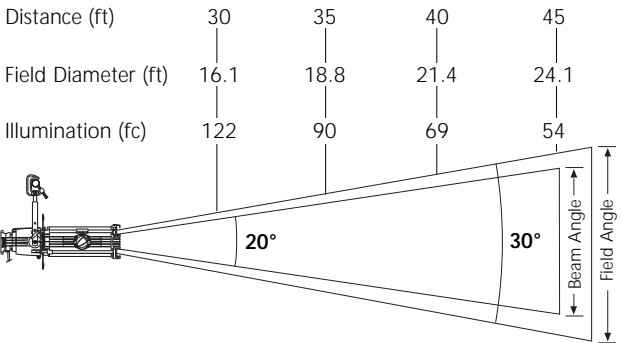


Source Four Zoom

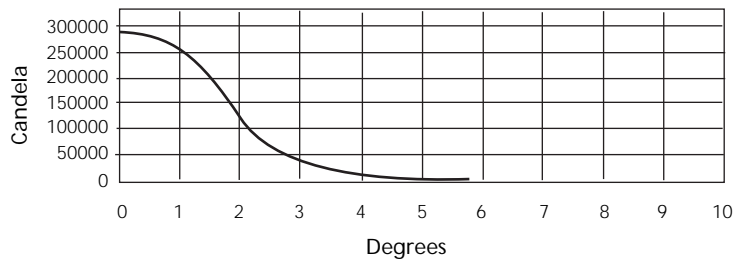
Degree	Candlepower	Field Lumens	Efficacy	Efficiency
23°	202,000	10,700	14.3 LPW	48.9%

For Field diameter at any distance, multiply distance by .41
 For Beam diameter at any distance, multiply distance by .26

30°



Candlepower Distribution Curve



Source Four Zoom

Degree	Candlepower	Field Lumens	Efficacy	Efficiency
30°	110,000	10,900	14.5 LPW	49.8%

For Field diameter at any distance, multiply distance by .54
 For Beam diameter at any distance, multiply distance by .35

Metric Conversions: For Meters multiply feet by .3048
 For Lux multiply footcandles by 10.76

To determine illumination in footcandles or lux at any throwdistance, divide candlepower by distance squared.

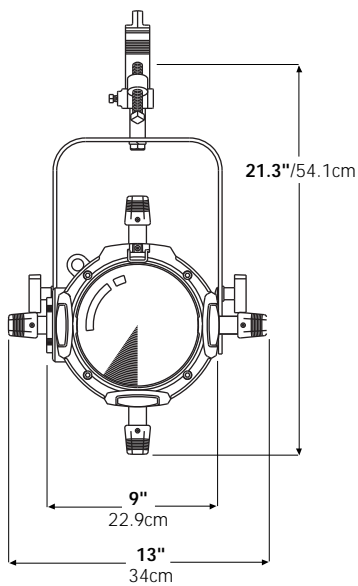
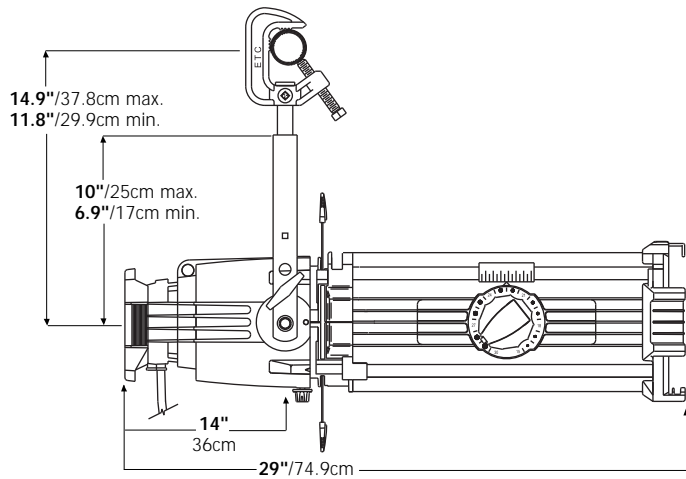
For illumination with any lamp, multiply the candlepower of a beam spread by the multiplying factor (mf) shown for that lamp.

All photometric data in this document was prepared using standard production fixtures, and the Prometric™ CCD measurement system. Fixtures were adjusted for a flat field and were tested with a calibrated HPL 750/115V 21,900 lumen lamp at its rated voltage. All data normalized to nominal lamp lumens.

Source Four™ Zoom 15°-30°

41530 Series

PHYSICAL



Source Four Zoom Weights

Model	Fixture Weight*		Shipping Weight	
	lbs	kgs	lbs	kgs
15/30°	21	9.5	29	13.2

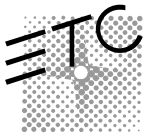
* Add 2.3 lbs for C-clamp

LAMPS

Lamp code	Watts	Volts	Initial Lumens	Color Temp.	Average Rated Life	MF
HPL 750/115	750	115	21,900	3,250°	300	1.00
HPL 575/115	575	115	16,520	3,250°	300	0.87
HPL 575/115X	575	115	12,360	3,050°	2000	0.66
HPL 575/120	575	120	16,460	3,250°	300	0.87
HPL 375/115	375	115	10,540	3,200°	300	0.55
HPL 375/115X	375	115	8,060	3,000°	1000	0.43
HPL 550/77*	550	77	16,170	3,250°	300	0.87
HPL 550/77X*	550	77	12,160	3,050°	2000	0.66
HPL 750/230	750	230	19,400	3,200°	300	0.90
HPL 750/240	750	240	19,400	3,200°	300	0.90
HPL 575/230	575	230	14,900	3,200°	400	0.76
HPL 575/240	575	240	14,900	3,200°	400	0.76
HPL 575/230X	575	230	11,780	3,050°	1500	0.61
HPL 575/240X	575	240	11,780	3,050°	1500	0.64
HPL 375/230X	375	230	7,800	3,050°	1000	0.38
HPL 375/240X	375	240	7,800	3,050°	1000	0.38

*77V lamps are intended for use with the ETC Dimmer Doubler™.

Warning: Use of lamps other than HPL will void UL/cUL safety approval and product warranty. Source Four Zoom is rated for 750W maximum.



Electronic Theatre Controls

Americas • 3030 Laura Lane Middleton, WI 53562 • Tel: (+1) 608 831 4116 • Fax: (+1) 608 836 1736 • Toll free: 800 688 4116 • Toll free fax: 800 555 8912

Europe • 5 Victoria Industrial Estate, Victoria Road, London W3 6UU • Tel: (+44) 20 8896 1000 • Fax: (+44) 20 8896 2000

Asia • Room 605-606, Tower III Enterprise Square • 9 Sheung Yuet Road, Kowloon Bay • Kowloon, Hong Kong • Tel: (+852) 2799 1220 • Fax: (+852) 2799 9325

International • 3030 Laura Lane Middleton, WI 53562 • Tel: (+1) 608 831 4116 • Fax: (+1) 608 836 1736 • Toll free: 800 688 4116 • Toll free fax: 800 555 8912

Web: www.etconnect.com • **Email:** mail@etconnect.com Copyright © 2000 Electronic Theatre Controls, Inc., All Rights Reserved. All product information and specifications subject to change.

Source Four™ products protected by U.S. Patent Numbers: 5,268,613, 5,345,371, 5,544,029 and 5,446,637, Japanese Patent Number: 2,501,772. US and International Patents Pending.