


Features:


- ✓ Black Edition
- ✓ 16-pin multipin input
- ✓ 6 × safety sockets with hinged lid
- ✓ 16-pin multipin output for the supply of further units
- ✓ Protection classes:


Safety sockets (closed):	IP54
Safety sockets (open):	IP20
Built-in appliance inlet:	IP66
- ✓ Metal housing with 2 × M10 inside thread
- ✓ Voltage supply: 230 V~ 50 Hz
- ✓ Total power: 22080 W (max.)
- ✓ Total current: 96 A (max.)
- ✓ Rated power per channel: 3680 W
- ✓ Rated current per channel: 16 A
- ✓ Dimensions (W × H × D): 285 × 75 × 190 mm
- ✓ Weight: 1.2 kg




This device is intended to be used for operating voltage distribution via safety sockets. Any other use or use under other operating conditions is considered to be improper and may result in personal injury or property damage. No liability will be assumed for damages resulting from improper use.


 Ensure that plastic bags, packaging, etc. are properly disposed of and are not in the reach of babies and young children. Choking hazard! Ensure that children do not detach any small parts (e.g. knobs or the like) from the product. They could swallow the pieces and choke! Never let children use electrical devices unattended.


 **WARNING!**
Risk of injury caused by falling objects!
Make sure that the installation complies with the standards and rules that apply in your country. Always secure the device with a secondary safety attachment, such as a safety cable or a safety chain.

 **DANGER!**
Electric shock caused by high voltage inside!
Within the device there are areas where high voltages may be present. There are no user-serviceable parts inside. Do not use the device if covers, protectors or optical components are missing or damaged.

 **DANGER!**
Electric shock caused by short circuit!
Always use proper ready-made insulated power cords with a protective contact plug. Do not modify the power cord or the plug. Failure to do so could result in electric shock/death or fire. If in doubt, seek advice from a registered electrician.

Mounting options
You can install the unit in hanging or standing position. When in use, the device must always be attached to a solid surface or an approved truss. Always work from a stable platform whenever installing, moving or servicing the unit. In doing so, the area underneath the unit must be cordoned off. The safety cable must always be threaded through one of the mounting brackets.

 For the transport and protective packaging, environmentally friendly materials have been chosen that can be supplied to normal recycling. Ensure that plastic bags, packaging, etc. are properly disposed of. Do not just dispose of these materials with your normal household waste, but make sure that they are collected for recycling. Please follow the notes and markings on the packaging.

 This product is subject to the European Waste Electrical and Electronic Equipment Directive (WEEE) in its currently valid version. Do not dispose of your old device with your normal household waste. Dispose of this product through an approved waste disposal firm or through your local waste facility. Comply with the rules and regulations that apply in your country. If in doubt, consult your local waste disposal facility.