

JRX215

15 Inch Two-Way Sound Reinforcement Loudspeaker System

Key Features:

- ▶ JBL 15 in low frequency driver with a 64 mm (2.5 in) diameter edgewound ribbon voice coil which provides more cross-sectional wire area in the voice coil gap than round wire designs, for greater efficiency and power handling.
- ▶ JBL 2414H-C 25 mm (1 in) polymer diaphragm compression driver improves high frequency performance as well as system reliability..
- ▶ The advanced network topology crossover design shapes the frequency response to deliver coherent summation in the crossover region.
- ▶ High-voltage capacitors and inductors with massive cores and heavy gauge wire enable the crossover network to handle high power without saturating.
- ▶ Progressive Transition™ high-frequency waveguide provides superior coverage control, reduced distortion, and smoother frequency response.
- ▶ The rugged, acoustically superior enclosure is constructed from 19 mm (.75 in) MDF (Medium Density Fiberboard) using advanced adhesives and mechanical fastener technology for extreme durability and improved low-frequency performance.
- ▶ SonicGuard™ protects the high-frequency driver from excess power without interrupting the performance.
- ▶ Non-resonant, all-steel handles are used.
- ▶ Attractive 18-gauge hexagon perforated, steel grille protects components from damage.
- ▶ Dual-angle pole-mount socket allows the speakers to tilt 10° for more uniform audience coverage.



The JRX215 is a portable, fifteen-inch, two-way speaker system designed specifically for applications in live music, music playback, and reinforcement of speech. With the smooth, natural sounding mid-range of the system, the JRX215 does a great job projecting live vocals, solos and speech. The extended lows and great top-end make it at home for music playback in DJ applications or anywhere live sound reinforcement is needed. Features include the dual-angle, 36 mm pole-mount socket as well as Neutrik® Speakon® and ¼" input connectors.

Specifications:

System Type:	15" 2-way, sound reinforcement speaker
4π Frequency Range (-10 dB):	53 Hz – 19 kHz
2π Frequency Range (-10 dB):	41 Hz – 18 kHz
4π Frequency Response (±3 dB) ¹ :	80 Hz – 14 kHz
2π Frequency Response (±3 dB) ¹ :	59 Hz – 13 kHz
Sensitivity (1w/1m):	99 dB
Nominal Impedance:	8 Ω
Power Capacity: ¹	250 watts
Peak Power Capacity: ¹	1000 watts
Recommended Amplifier Power:	250-500 watts @ 8 Ω
Maximum SPL:	129 dB
Nominal Dispersion:	90° x 50°
Crossover Frequency:	2.2 kHz
Dimensions (H x W x D) ³ :	699 mm x 460 mm x 432 mm (27.5 in x 18.1 in x 17 in)
Weight:	27.4 kg (60.5 lb)
Shipping Weight:	30.4 kg (67 lb)
High Frequency Driver:	JBL 2414H-C, 1" exit compression driver mounted on Progressive Transition™ Waveguide
Low Frequency Driver:	JBL M115-8A
Input Connectors:	Parallel Neutrik® Speakon® NL-4 (x1); ¼" TS phone jack (x1)
Enclosure Construction:	19 mm (¾ in) MDF (Medium Density Fiberboard); with glued and mechanically fastened joint detail; covered in black carpet.
Grille:	18-gauge, powder-coated steel
Mounting & Suspension:	36 mm, dual-angle pole-mount socket

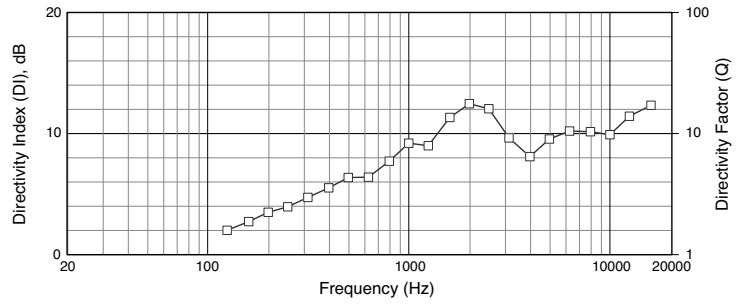
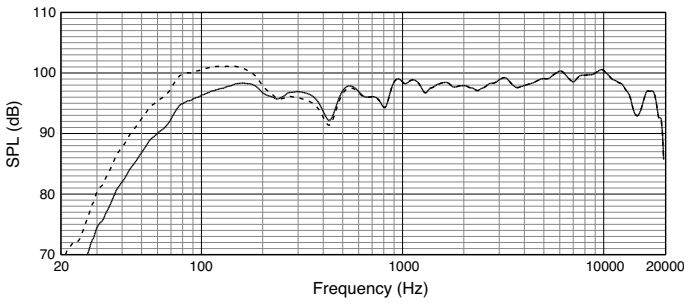
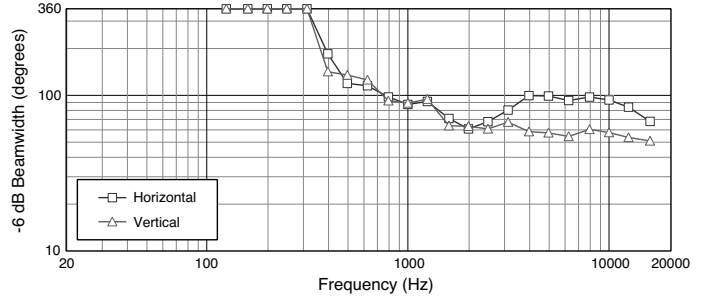
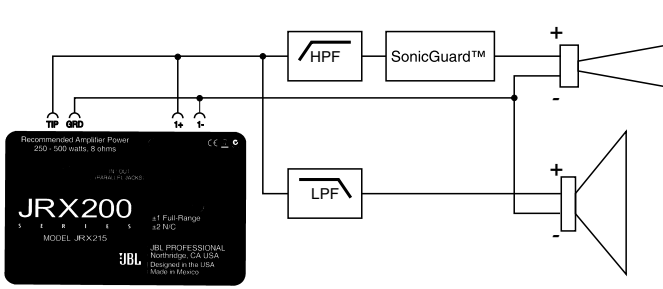
¹ "Power Capacity" and "Peak Power Capacity" ratings are based on the average and peak power capacity of product samples subjected to a 100 hour power test using random noise with a 6 dB crest factor, in accordance with IEC standards.

² "Frequency Range" and "Frequency Response" are based on half-space conditions.

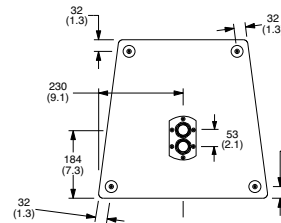
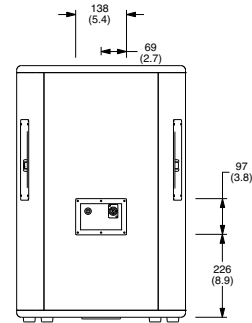
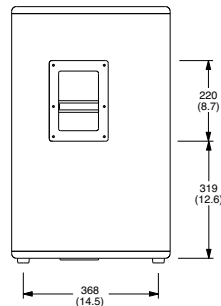
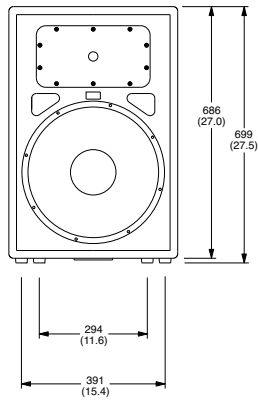
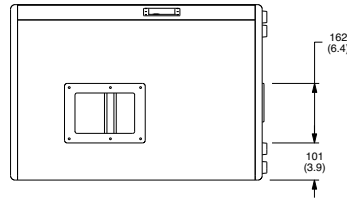
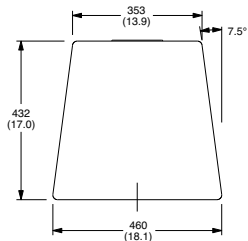
³ Height dimension includes feet.

JBL continually engages in research related to product improvement. Some materials, production methods and design refinements are introduced into existing products without notice as a routine expression of that philosophy. For this reason, any current JBL product may differ in some respect from its published description, but will always equal or exceed the original design specifications unless otherwise stated.

► JRX215 15 Inch Two-Way Sound Reinforcement Loudspeaker System



Dimensions



Dimensions in mm (in)

JBL Professional
8500 Balboa Boulevard, P.O. Box 2200
Northridge, California 91329 U.S.A.

© Copyright 2013 JBL Professional
www.jblpro.com

SSJRX215
CRP
06/13