

L3600FD DSP power amplifier 2x1800W



- Live performance DSP amplifier
- Fully integrated professional speaker processing with FIR Drive technology
- Market leading acoustic performance and rock solid reliability
- True 2 ohm stability
- Intuitive system control software, makes setup and control easy

Technical specifications

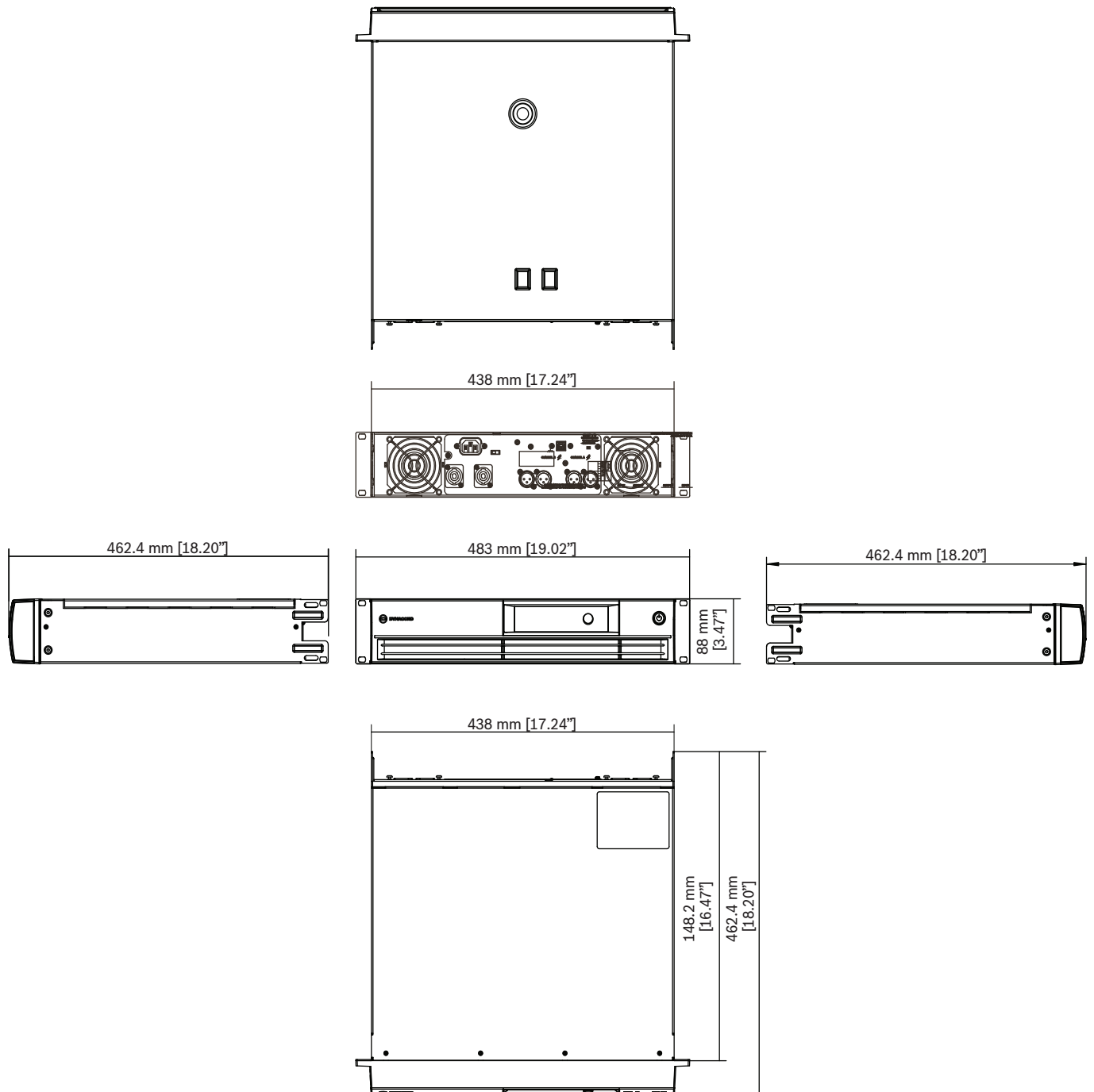
Load Impedance	2 Ω	2.7 Ω	4 Ω	8 Ω
Maximum Output Power, Single Channel	3200 W	2700 W	1800 W	950 W
Maximum Output Power, Dual Channel	3000 W	2500 W	1700 W	900 W
Maximum Output Power, Bridged	-	-	6000 W	3400 W
Maximum RMS Voltage Swing THD = 1%, 1 kHz	90.6 V			
Voltage Gain Ref. 1 kHz	32.0 dB			
THD at 1200 W/4 Ω MBW = 80 kHz, 1 kHz	< 0.05%			

IMD-SMPTE, 60 Hz, 7 kHz	< 0.1%
DIM30, 3.15 kHz, 15 kHz	< 0.05%
Maximum Input Level	+21 dBu
Crosstalk ref. 1 kHz, at 100 W/4 Ω	< -80 dB
Frequency Response, ref. 1 kHz	10 Hz to 21 kHz (±1 dB)
Input Impedance, Active Balanced	20 k Ω
Signal to Noise Ratio Amplifier, A-weighted, ref to Max. Output Power @ 8 Ω	>109 dB

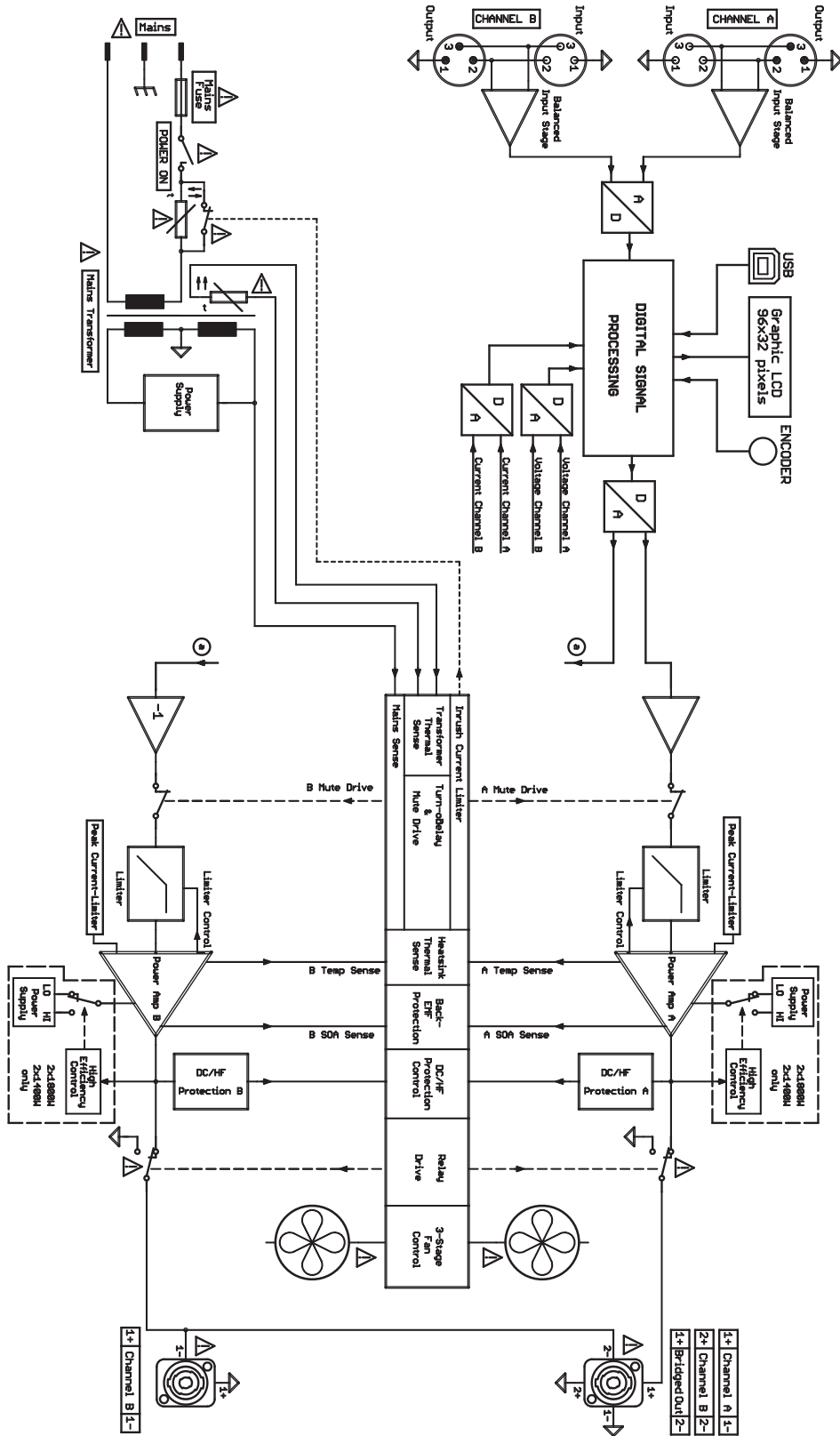
Output Noise, A-weighted	< -68 dBu
Output Stage Topology	Class H
Power Requirements	240 V, 230 V, 120 V or 100 V; 50 Hz to 60 Hz (factory configured)
Power Consumption 1/8 Maximum Output Power @ 4 Ω	850 W
Mains Fuse	240 V/230 V: T15AH; 120 V/100 V: T30AH
Protection	Audio limiters, high temperature, DC, HF, Back-EMF, Peak current limiters, Inrush current limiters, Turn on delay
Cooling	Front-to-rear, 3-stage-fans
Ambient Temperature Limits	+5°C to +40°C (40°F to +105°F)
Safety Class	I
Color	Black
Dimensions (W x H x D), mm	483 x 88 x 462.4
Weight	18.2 kg (40.1 lb)
Signal Processing	FIR Filters, Audio Limiters Output delay per channel, 31 band GEQ per channel, PEQ per channel, Load impedance
Optional	PC remote control software

Test signal for max. output power according IHF-A-202 (Dynamic-Headroom, burst 1 kHz/20 ms on/480 ms off/low level -20 dBu).

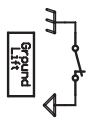
Input power exceeds 1.1 times rated power consumption with 2 Ω load in Dual mode or 4 Ω load in Bridged mode.



Dimensions



SAFETY COMPONENT MUST BE REPLACED BY ORIGINAL PARTS



Block diagram

Ordering information

DSP power amplifier 2x1800W AU

DSP power amplifier 2 x 1800W @ 4 ohms with FIR
Drive, black, Australian region
Order number **L3600FD-AU**

DSP power amplifier 2x1800W CN

DSP power amplifier 2 x 1800W @ 4 ohms with FIR
Drive, black, Chinese region
Order number **L3600FD-CN**

DSP power amplifier 2x1800W EU

DSP power amplifier 2 x 1800W @ 4 ohms with FIR
Drive, black, European region
Order number **L3600FD-EU**

DSP power amplifier 2x1800W JP

DSP power amplifier 2 x 1800W @ 4 ohms with FIR
Drive, black, Japanese region
Order number **L3600FD-JP**

DSP power amplifier 2x1800W UK

DSP power amplifier 2 x 1800W @ 4 ohms with FIR
Drive, black, UK region
Order number **L3600FD-UK**

DSP power amplifier 2x1800W US

DSP power amplifier 2 x 1800W @ 4 ohms with FIR
Drive, black, North American region
Order number **L3600FD-US**

Accessories

RMK-15

Rack Mount Kit for amplifiers, Length 15,5"; 1L/1R
Order number **DC-RMK15**

RMK-15

Rack Mount Kit for amplifiers, Length 15,5"; 1L/1R
Order number **DC-RMK15**

Bosch Security Systems B.V.
Torenallee 49
5617 BA Eindhoven
Netherlands

www.dynacord.com

© Bosch Sicherheitssysteme GmbH, 2017 | Data subject to change without notice
Document Number | Vs1 | 05. Jun 2017