



Item no. 270447



Item no. 439952

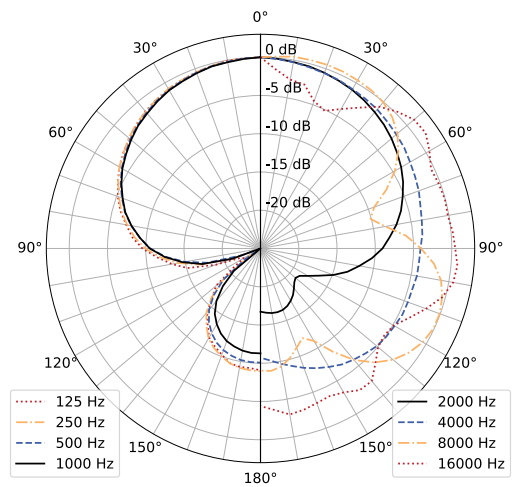
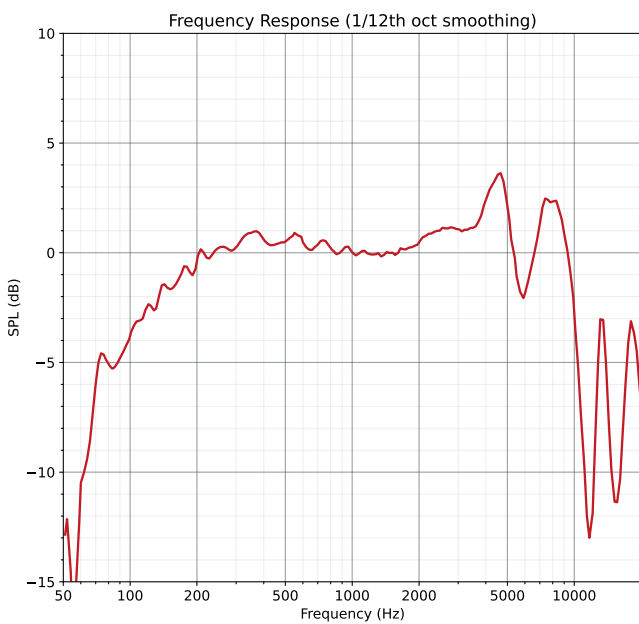
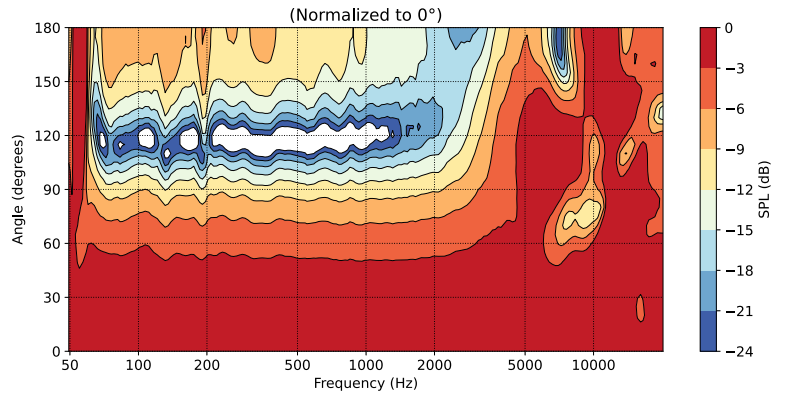


Item no. 439959




Item no. 439961

- Easy installation with different instrument holders (optional - not included)
- Including foam wind shield
- With phantom power adapter (phantom power required)
- Removable cable with screw contact (item no. 439952, 439959, 439961)
- Flexible gooseneck for easy alignment with the instrument
- Optional cables with Sennheiser EW and Shure TQG connector sold separately, not included (item no. 439952, 439959, 439961)



### Technical specifications

<ul style="list-style-type: none"> <li>▪ Connection/power supply</li> </ul>	<ul style="list-style-type: none"> <li>3-pin mini XLR plug</li> <li>3-pin mini XLR plug</li> <li>4-pin mini XLR plug</li> <li>3.5 mm stereo jack</li> </ul>	<ul style="list-style-type: none"> <li>(item no. 270447)</li> <li>(item no. 439952)</li> <li>(item no. 439959)</li> <li>(item no. 439961)</li> </ul>
<ul style="list-style-type: none"> <li>▪ Transducer principle</li> <li>▪ Polar pattern</li> <li>▪ Sensitivity @1 kHz (mVrms/Pa)</li> <li>▪ Sensitivity @1 kHz (dBV/Pa)</li> <li>▪ Equivalent input noise (dBSPL(A))</li> <li>▪ Signal-to-noise ratio @1 kHz, 94 dBSPL (dB(A))</li> <li>▪ Max. sound pressure level (dB SPL @ 1% THD, 1 kHz)</li> <li>▪ Impedance (ohm @1 kHz)</li> <li>▪ Current consumption [mA]</li> <li>▪ Frequency range (10 dB)</li> <li>▪ Length of gooseneck</li> <li>▪ Cable length</li> </ul>	<ul style="list-style-type: none"> <li>Condenser</li> <li>Cardioid</li> <li>8.7</li> <li>-41.3</li> <li>20.3</li> <li>73.7</li> <li>110</li> <li>1500</li> <li>8.62</li> <li>20 - 20,000 Hz</li> <li>130 mm</li> <li>1,200 mm (item no. 439952, 439959, 439961)</li> <li>2,000 mm (item no. 270447)</li> <li>55 mm × 180 mm</li> </ul>	
<ul style="list-style-type: none"> <li>▪ Dimensions (Ø × H)</li> <li>▪ Weight</li> <li>▪ Ambient conditions</li> </ul>	<ul style="list-style-type: none"> <li>19 g (microphone), 57 g (phantom power adapter), 20 g (detachable cable)</li> <li>Temperature range</li> <li>Relative humidity</li> </ul>	<ul style="list-style-type: none"> <li>0 °C...40 °C</li> <li>20%...80% (non-condensing)</li> </ul>

 Discover the entire t.bone range on our website: [tbone.audio](http://tbone.audio)

 Visit us on Instagram and discover the full audio experience: [tbone.audio/instagram](https://www.instagram.com/tbone.audio/)

 Visit our YouTube channel for product videos and interesting stories: [tbone.audio/youtube](https://www.youtube.com/tbone.audio/)

### General information

This document contains important information. Read and follow the instructions. Keep the document for future reference. If you pass the product on to others, please include this document.

Contents are subject to change. Please refer to the latest version of the documentation, which is available for download at [www.thomann.de](http://www.thomann.de).

### Intended use

This product is designed to convert acoustic signals into electrical signals. Any other use is considered to be improper and could result in personal injury or property damage. No liability will be assumed for damage resulting from improper use.

This product may be used only by persons with sufficient physical, sensory, and intellectual abilities and with the relevant knowledge and experience. Other persons may use this device only if they are supervised or instructed by a person who is responsible for their safety.

### Risk of injury and choking hazard for children!

Children can suffocate on packaging material and small parts. Children can injure themselves when handling the product. Never allow children to play with the packaging material and the product. Always store packaging material out of the reach of babies and small children. Always dispose of packaging material properly when it is not in use. Never allow children to use the product without supervision. Keep small parts away from children and make sure that the product does not shed any small parts that children could play with.

### Disposal of the packing material

Environmentally friendly materials have been chosen for the packaging. These materials can be sent for normal recycling. Ensure that plastic bags, packaging, etc. are disposed of in the proper manner. Do not dispose of these materials with your normal household waste, but make sure that they are collected for recycling. Please follow the instructions and markings on the packaging.



### Property damage due to improper handling!

Improper handling may damage the microphone. Never remove the screen of the microphone! Do not drop the microphone. When transporting or storing the microphone, use the original packaging or your own packaging material suitable for transport or storage. Only clean the microphone with a slightly damp cloth.



### Disposal of your old device

This product is subject to the European Waste Electrical and Electronic Equipment Directive (WEEE) as amended.

Do not dispose of your old device with your normal household waste; instead, deliver it for controlled disposal by an approved waste disposal firm or through your local waste facility. If in doubt, consult your local waste management facility. You can also return the device to a retailer if they offer to take the device back for free or if they are legally obliged to do so. When disposing of the device, comply with the rules and regulations that apply in your country. You can also return your old device to Thomann GmbH at no charge. Check the current conditions at [www.thomann.de](http://www.thomann.de).

Proper disposal protects the environment as well as the health of your fellow human beings. This is because the proper handling of old devices negates the potential negative effects of hazardous substances, and because it conserves resources by recycling them.

Also note that waste avoidance is a valuable contribution to environmental protection. Repairing a device or passing it on to another user is an ecologically valuable alternative to disposal. For example, use the Thomann GmbH classified ads.

If your old device contains personal data, delete those data before disposing of it.



Observe the disposal note regarding documentation in France.