

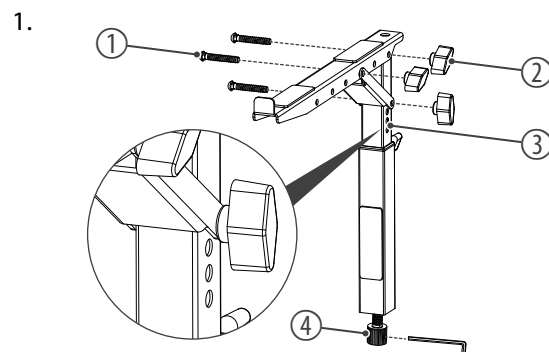
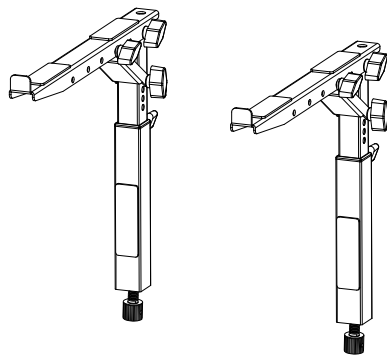
### Features

- Add-on extension for a second keyboard or a laptop for the separately available Multi Electric Stand (item no. 491963)
- The support brackets can be adjusted in its depth in four positions.
- The height can be adjusted quickly with safety bolt and locking screw.

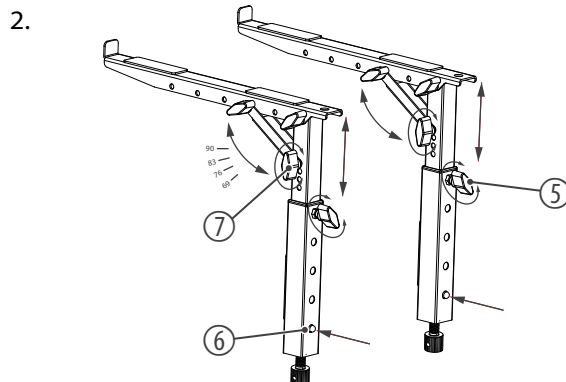
### Technical specifications

- Bracket depth: 35 cm
- Bracket position: adjustable in 4 steps (4 cm each)
- Heights: 29 cm, 32 cm, 35 cm, 38 cm
- Material: steel
- Max. load capacity: 10 kg
- Inclination: 90°, 83°, 76°, 69°, adjustable
- Dimensions of one extension (W × H × D): 25 mm × 290 mm – 380 mm × 350 mm
- Weight: 1.6 kg
- Colour: black

### Mounting

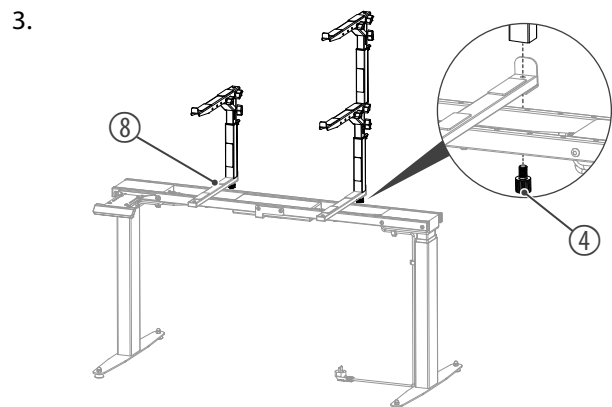


Attach the support brackets with the screws (1) and the locking screws (2) to the tube (3).  
Loosen the 3/8" cylinder head screw (4) using the Allen key.



Loosen the locking screw (5) for adjusting the height of the support brackets. Press the safety bolt (6) at the tube and pull the support brackets simultaneously upwards until the safety bolt snaps in at the desired height. Tighten the locking screw (5).

For adjusting the angles of the support brackets, loosen the locking screw (7) and reinsert it at the desired position at the tube (3). Tighten the locking screw (7).



Attach the extensions to the crossbars (8) of the Multi Electric Stand (item no. 491963, separately available) with one 3/8" cylinder head screw (4) each using the Allen key.



Ensure that plastic bags, packaging, etc. are properly disposed of and are not in the reach of babies and young children.  
Choking hazard!



For the packaging, environmentally friendly materials have been chosen that can be supplied to normal recycling. Ensure that plastic bags, packaging, etc. are properly disposed of. Do not just dispose of these materials with your normal household waste, but make sure that they are collected for recycling. Please follow the notes and markings on the packaging.