

# LUCAS NANO 608i

**BEST OF ALL. IN ONE >**



THE SOUNDMAKERS



## › **LUCAS NANO GOES iPad!**

LUCAS NANO 608i, the world's first all-in-one PA, features an integrated eight-channel digital mixer which is iPad-enabled for ultra-convenient wireless access. Professional-grade EQs, compressors and reverb effects serve as powerful sound-shaping tools.

Groundbreaking Multicell Transformer technology allows the tweeter to deliver crystal-clear response and enough superior top end to cover even large rooms, while the remarkably light subwoofer's enclosure features Anti-Resonance Bracing tuned to deliver rich, thick low-end response.

All this comes at the sensationally low weight of 16.3 kg, in an ingeniously portable chassis designed to be carried in just one hand.

- 130 dB max. SPL
- Two satellites with 4.5" broadband woofer and 1" tweeter
- Active 10" subwoofer
- Integrated iPad-enabled digital mixer
- 8 Inputs (Inputs 1 and 2 with phantom power)
- 7 reverb presets
- Bluetooth Audio Streaming
- All key features also accessible via the controls on the LUCAS NANO 608i itself – no iPad required
- S-Connect pole for cable-free connection (sold separately)
- Power: 460 watts
- 43 Hz-20 kHz
- Just 16.3 kg

Free LUCAS NANO REMOTE app  
for iPad:





A/B  
 A/B  
 A/B  
 A/B  
 A/B  
 A/B

Rev/Aux  
 Rev/Aux  
 Rev/Aux  
 Rev/Aux  
 Rev/Aux  
 Rev/Aux

**Rev/Aux**  
 1 small A    5 large A  
 2 small B    6 large B  
 3 medium A    7 slip  
 4 medium B    8 Aux Send

Master

Mix  
 CH 3/4  
 Thru

Sub    Balance  
 O    L    R

1    2    3    4    5/6    7/8

«L [MUTE] R»

L/Mono    Mute    L    R

Out L    R    4    ∞

**Footswitch**  
 Rev. on/off  
 Aux Send

**Link In/Out**  
 Connect a 2nd LUCAS NANO

Contour controls with two different styles of sound shaping EQ

Channels 3 and 4 can be stereo linked

Channel 7/8 is ready for high quality Bluetooth audio streaming

LED shows Bluetooth connection status (audio streaming and/or remote control)

Master Volume controls the overall level of the system

Rev/Aux knobs to adjust the amount of reverb on each channel

Choose between 7 different reverb presets, or deactivate the reverb to use an external FX unit instead

Input select switches for Mic, Instrument (e.g. guitar or bass) or Line level signals (e.g. keyboards)

Sub controls the subwoofer's level; Balance adjusts the relative levels of the left and right channels

Gain/Volume control for every channel. Clip LED shows input overloads

Connect a footswitch to remotely switch reverb on or off. This jack can also be used to connect an external FX unit or to build an individual monitor mix

8 inputs for a variety of connections

The Link port is used to connect a second LUCAS NANO for a Twin Stereo setup



Phantom Power for channels 1 and 2: useful for connecting condenser mics or active DI boxes

The free LUCAS NANO REMOTE app for iPad offers many additional mixing features. Switch Remote Control to On to connect an iPad

Toggles between mono and stereo system setups



# LUCAS NANO REMOTE

03\* The Chickenfields - Pub Line Up



SCENES

SETUP

EDIT



1



Mary



EDIT



2



Pete Guitar



EDIT



3



Pete Mic



EDIT



4



Paul Mic



EDIT



5/6



Paul Keys



EDIT



7/8



Playlist #3



EDIT



Rev



EDIT

MUTE

Master

DIM



# THE MIXER PAGE

Opens the respective Channel Page for access to features like EQ and compressor

When a fader is touched, its EDIT button turns into a level display

This icon shows which input source has been selected for the relevant channel  
Tap it to mute/activate the channel

Large high resolution faders allow direct access and smooth volume adjustments. The LED meters are of great help for precise level control here, too.

Shows the name of the current Scene

Shows the current system configuration (mono or stereo) and indicates the Bluetooth signal strength between iPad and LUCAS NANO 608i

Opens the Scenes menu to load/save mixer scenes

Opens the Master Page to access the 7-band Master EQ and the Reverb section

Channel 7/8 can also be used for Bluetooth audio streaming

Use the app's Master fader to remotely control the level up to the level set on the 608i unit. The yellow marker shows the position of the Master volume knob on the 608i system.



Use the iPad camera to personalize the mixer by assigning photos to each channel

Rev/Aux fader controls the output level of the internal reverb engine



LUCAS NANO  
REMOTE

03\* The Chickenfields - Pub Line Up



MIXER

SETUP

EDIT



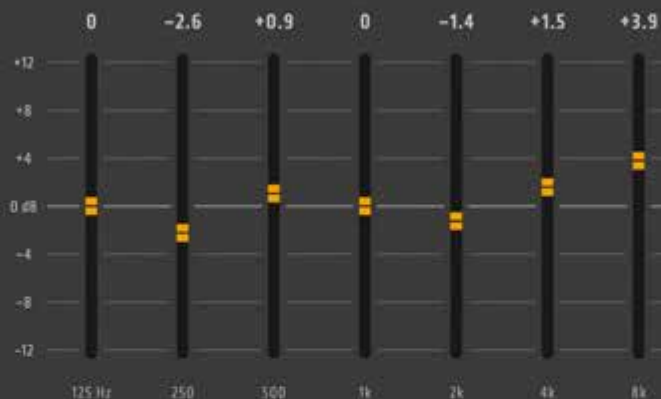
1



Mary



### Master



EQ



Balance



Sub

EDIT

MUTE

Master

DIM



### Rev/Aux

- 1 small A
- 2 small B
- 3 medium A
- 4 medium B
- 5 large A
- 6 large B
- 7 slap
- 8 Aux Send

1



Mary

2



Pete Guitar

3



Pete Mic

4



Paul Mic

5/6



Paul Keys





# THE MASTER PAGE

Clicking on the HK Audio logo always takes you back to the Mixer Page

7-band graphic Master EQ. Drag the sliders to correct any unwanted frequencies or to adjust the overall sound to best fit your venue

Returns you to the Mixer Page

Opens the Setup window for general preferences

The left-hand column always gives access to the currently selected mixer channel

Use the red arrows to scroll through the channels

The yellow button shows the currently selected reverb preset, while the yellow marker underneath shows position of the Preset Select knob on the hardware itself



Corresponds to the Balance and Sub knobs on the LUCAS NANO 608i. The yellow markers show what all yellow markers in this app show: the position of these knobs on the hardware itself

Overview for the reverb settings of all channels – lets you perform quick reverb adjustments on the fly

Gives you on-screen help for the page you're currently in



LUCAS NANO  
REMOTE

03\* The Chickenfields - Pub Line Up



MIXER

SETUP

+0.1 dB



1



Mary



Contour



Panorama



Rev/Aux

### Equalizer

LOW CUT



Low



LowMid



HiMid



High

EQ

### Compressor



Intensity



Gain Reduction

COMP

EDIT

MUTE

Master  
DIM



## THE CHANNEL PAGE (IN EASY MODE)

The Panorama control allows you to adjust levels between the left and right speakers

Controls the amount of reverb on the selected channel

Move the Contour knob to shape the sound

Setup window for general settings, like toggling between Easy and Expert modes

Use the red arrows to scroll through the mixer channels, or simply swipe the iPad screen left or right

In Easy mode the sound can be modified with an easy to operate 4-band EQ

Activates the Low Cut Filter to reduce unwanted low frequencies

The EQ is activated when the button is lit. Press and hold the button for two seconds to reset the EQ to the default factory settings

One-knob Compressor: Intensity adjusts the amount of compression and leads to a fatter and tighter sound

Indicates the amount of gain reduction. The more LEDs lit, the more compression is applied





LUCAS NANO  
REMOTE

03\* The Chickenfields - Pub Line Up



MIXER

SETUP

+0.1 dB



1



Contour

A20

Panorama

C

Rev/Aux

4.0

PRESETS

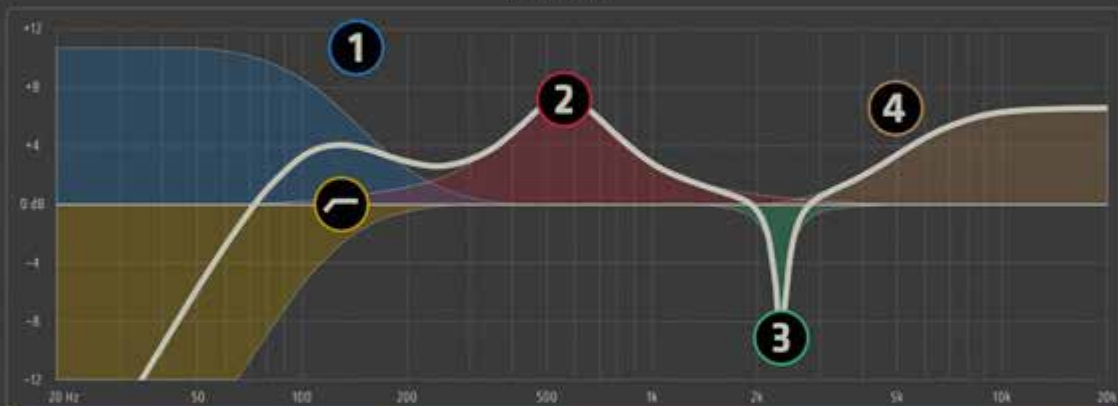
EDIT

MUTE

Master  
DIM



### Equalizer



**LC**  
130 Hz

**1 LF**  
144 Hz  
+10.7 dB

**2 LMF**  
564 Hz  
+7.3 dB  
1.0 Q

**3 HMF**  
2.3k Hz  
-9.1 dB  
8.8 Q

**4 HF**  
5.5k Hz  
+6.6 dB

EQ

### Compressor

Attack (ms) 27

Ratio 3.9:1

Threshold (dB) -16.1

COMP

Release (ms) 84

Knee 8.6  
hard soft

Gain (dB) +1.9

Gain Reduction  
\*\*\*\*\*  
2010 9 7 5 4 1 2 1

Mary



## THE CHANNEL PAGE (IN EXPERT MODE)

Move the Contour slider for sound shaping

Panorama sets the signal balance between the left and the right speakers

Controls the amount of reverb on the selected channel

Opens the Preset load/save menu to store and recall channel settings

Use the red arrows to scroll through the mixer channels, or simply swipe the iPad screen left or right

Activates the adjustable Low Cut Filter to reduce unwanted low frequencies



Touch an EQ band ring to 'draw' your desired settings. Multi-touch works here, meaning that several bands can be drawn simultaneously.

You can also use the iPad's two-finger pinch operation to tweak the Q-factor slope

The EQ button activates the whole EQ section. Nevertheless, each EQ band can be activated/deactivated separately via its own button or a double-tap on the relevant ring

Professional compressor section with in-depth parameters

Tapping the EQ band section underneath opens a parameter box that features large sliders for more precise adjustments. The EQ curve will then follow these settings

## TIPS & TRICKS

### STORE AND RECALL YOUR SETTINGS

You can save all your settings at any time, which means you're always ready for the next show. Just reopen them with the touch of a button whenever you need them. Plus, you can share your favorite channel presets with your bandmates.

The LUCAS NANO REMOTE app also works offline, meaning you can explore all the extended features and plan all your settings from the comfort of your home.

### A CHOICE OF REVERB

LUCAS NANO 608i features seven eminently usable reverb presets – all of which work well in a range of musical contexts. Plus, if you would rather use your own external reverb unit, you can.

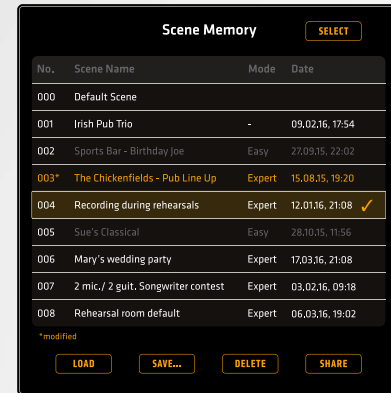
### PERSONALIZE YOUR MIXER

Name your channels any way you like, and use the iPad's camera to take photos and make channels identifiable at a glance! With LUCAS NANO REMOTE, you'll always know who's playing on which channel at all times.

### THE SHOW MUST GO ON!

It's important to stress that LUCAS NANO 608i is still a complete all-in-one PA – even without the LUCAS NANO REMOTE app for iPad!

If you forget your iPad or break it during the show, or if you're playing so many encores the battery simply runs out: you still have control over all the vital LUCAS NANO 608i functions via the on-board mixer. So, finishing the show in style will be no problem at all!



Incidentally, all the knobs on the LUCAS NANO 608i unit itself always override the app settings. This means that whenever you twist a knob on the 608i, the corresponding knob in the app will be picked up and will follow suit.

### HOW TO REMOTE CONTROL LUCAS NANO 608i

LUCAS NANO 608i and the LUCAS NANO REMOTE app for iPad communicate via Bluetooth.

Connecting is done in just three simple steps:

1. Set the Control Mode switch on the LUCAS NANO 608i to Remote
2. Launch the iPad's 'Settings' app and activate Bluetooth
3. Select the LUCAS NANO 608i in the iPad's Bluetooth Devices list

Now the LUCAS NANO 608i is ready for wireless mixing.

### SAFE CONNECTION

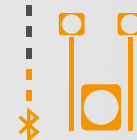

Just to make sure you're always in the know about your connection strength, we've implemented a very useful tool: the NANO STATUS icon with included Bluetooth signal strength meter. This little helper always indicates the connection strength between your iPad and the LUCAS NANO 608i.

### BLUETOOTH AUDIO STREAMING

Channel 7/8 is ready to stream audio from all your compatible devices. Simply set the input selector to the right and off you go.

### BLUETOOTH OPERATION RANGE

Depending on the location and setup, this could be anything from around 10 to 50 meters – more than enough for the vast majority of applications.



*Note: LUCAS NANO 608i can only be connected to one Bluetooth device at a time. This means that if you are using the LUCAS NANO REMOTE app for iPad, any simultaneous Bluetooth audio streaming must be done with the same iPad.*

*Please note that a twin stereo set up featuring two LUCAS NANO 608i systems will require two iPads for complete remote control.*

## ***THE NEXT GENERATION OF CROSSOVER PA***

With LUCAS NANO 600, HK Audio created the world's first crossover PA: a system that combines the specific advantages of a number of different loudspeaker formats in a single PA system.

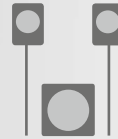
Like its brother, LUCAS NANO 608i is a genuine crossover PA – with no compromises:



The superior far-reaching, high-frequency projection you would only expect from a premium fullrange cabinet.



The elegant, lightweight and space-saving appearance you only know from streamlined column systems.



The powerful bass you are accustomed to from a heavyweight wooden subwoofer.

---

In true LUCAS NANO style, the world's first crossover PA shines with the flexibility of numerous system build options: use it in mono, stereo and twin stereo setups.



## ***THE ART OF GERMAN ENGINEERING***

The phenomenal acoustical advantages of the crossover PA are possible thanks to a bunch of innovative technologies developed by HK Audio.

These include the pioneering Multicell Transformer (MCT), which delivers the quality performance of a large high-frequency horn at a fraction of the size. What's more, the MCT guarantees the acoustically flawless coupling of the two satellites in a mono column format.

Then there's the ingenious Anti-Resonance Bracing (ARB), which ensures that the subwoofer uncompromisingly converts every single watt of power into pure low-end energy.



Transverse profile of a Multicell Transformer



Cross section: LUCAS NANO 608i satellite



Cross section:  
LUCAS NANO 608i subwoofer with  
backwards mounted Satellites

## *LUCAS NANO 608i SETUP OPTIONS*



Mono Cube



Mono



Stereo



Twin Stereo



Free LUCAS NANO  
REMOTE APP

## ***THE 'JUST-ONE-HAND' TRANSPORT CONCEPT***

The LUCAS NANO family stands for professional sound to go.

With LUCAS NANO 608i, that concept has been taken to extremes: a fully developed PA system with integrated reverb effects and state-of-the-art mixing features that weighs a mere 16.3kg and can be carried in just one hand!



The conventional way



The LUCAS NANO way

## ***THE EXTRA BENEFITS OF THE LUCAS NANO REMOTE APP FOR iPad***

With its on-board eight-channel mixer and its healthy number of knobs, LUCAS NANO 608i offers sufficient inputs and controls for any kind of smaller gig and other applications. All vital functions can be adjusted directly on the hardware.

But with the LUCAS NANO REMOTE app, you enter a completely new world. The world of remote control. You don't just get to remote control all of the LUCAS NANO 608i's physical controls – you also get access to all the great extra DSP tools underneath the LUCAS NANO 608i's front lid.

Using an iPad to run the free LUCAS NANO REMOTE app will give you a whole bunch of additional DSP features like drawable EQs, pro compressors and storable settings.

	LUCAS NANO 608i		LUCAS NANO REMOTE App	
	on-board mixer	Easy Mode	Expert Mode	
Gain/Volume knob	x			
Input Select switch	x			
Clip LED	x	x		x
Level metering		x		x
Large Fader w/ Mute button		x		x
Channel name + photo		x		x
Contour EQ	x	x		x
Reverb Send	x	x		x
Panorama		x		x
Low Cut Filter w/ fixed frequency		x		
Adjustable Low Cut Filter				x
4-band Easy EQ		x		
4-band parametric "finger draw" EQ				x
One-knob Easy compressor		x		
Fully-fledged Pro compressor				x
Mixer Scenes + Channel Presets				x
Reverb Preset Selector	x	x		x
Reverb Channel w/ Fader and Mute		x		x
Master Sub Level control	x	x		x
Master Balance control	x	x		x
Master Volume control	x	x		x
Master Volume level metering		x		x
Master 7-band Graphic EQ		x		x



# ACCESSORIES

---



---

## S-Connect Pole LN

Cable-free, signal carrying distance pole for attaching the satellites to the LUCAS NANO 608i subwoofer. Includes carry bag; length adjustable anywhere between 83 cm and 137 cm.



---

## Roller Bag

This padded trolley offers a convenient means of transporting LUCAS NANO 608i and protects it against moisture, dirt and damage.



---

## Stereo Stand Add-on

This set consists of two adjustable speaker tripods and two speaker cables in a gig bag.



---

## Desk/Wall Mount

This set consists of two wall mounts/ tabletop tripods, two 2 m cables and two 1/4" (6.3 mm) jack adapters. Satellites can be set on flat surfaces and mounted to walls with these dual-purpose holders.



---

## Link Cable

This cable with stereo 1/4" (6.3 mm) jack plugs links two LUCAS NANO to configure a twin stereo setup.



---

## Drum Rack Adapter

2 rods with 3/8" threads, 25 cm long and 18 mm in diameter, that attach to rack clamps

# TECHNICAL DATA

## LUCAS NANO 608i System

Total power output*	460 W (300 W + 2 x 80 W) Class D
Frequency response +/-3 dB	43 Hz - 20 kHz
Active protective circuits	MultiBand Limiter, Subsonic Filter, Thermo Protection, Overload Protection
Inputs	4 1/4" (6.3 mm) jack/XLR combo ports, 2 1/4" (6.3 mm) jacks, 2 RCA/3.5 mm mini jack (stereo), Bluetooth audio streaming, Link In (for Twin Stereo mode)
Outputs	Speaker Out, Easy-Click, Rec Out, Footswitch/Aux Send Out, Link Out (for Twin Stereo mode)
Special features	8-channel mixer with built-in DSP preamp and effects section, Bluetooth audio streaming, Bluetooth remote control for additional DSP functions via the LUCAS NANO REMOTE app for Apple iPad
Weight	16.3 kg / 35.9 lbs.

## LUCAS NANO 608i Satellite

Max SPL peak**	124 dB (Single Satellite), 130 dB (Satellite Array)
Max SPL**	119 dB (Single Satellite), 124 dB (Satellite Array)
Frequency response +/-3 dB	190 Hz - 20 kHz
Woofers	4,5"
HF driver	1" HK Audio Multicell Transformer
Horn directivity	90° x +10/-45° (Single Satellite), 90° x 30° (Satellite Array)
Nominal impedance	8 ohms (Single Satellite), 4 ohms (Satellite Array)
Inputs	Speaker In, Easy-Click
Pole Mount Adapter	3/8" thread
Dimensions (WxHxD)	14.5 x 14.5 x 13.5 cm
Weight	1.2kg / 2.6 lbs.

## LUCAS NANO 608i Subwoofer

Max SPL peak**	123 dB
Max SPL**	120 dB
Frequency response +/-3 dB	43 Hz - 190 Hz
Bass woofer	10"
Nominal impedance	8 ohms
Pole mount	M33 for the (signal-routing) S-Connect Pole LN, a speaker pole adapter sleeve (M33 to M20) is included
Dimensions (WxHxD)	35 x 49 x 47 cm
Weight	13.9 kg / 30.6 lbs.





*THE SOUNDMAKERS*

The LUCAS NANO REMOTE app for iPad is available as a free download on the Apple App Store.

Apple, the Apple logo and iPad are trademarks of Apple Inc., registered in the U.S. and other countries. App Store is a service mark of Apple Inc. The Bluetooth® word mark and logos are registered trademarks owned by Bluetooth SIG, Inc.

Features and screenshots are subject to change.

**HK Audio®**  
**Postfach 1509**  
**66595 St. Wendel, Germany**

[info@hkaudio.com](mailto:info@hkaudio.com)  
[www.hkaudio.com](http://www.hkaudio.com)

© 2016 Music & Sales P.E. GmbH  
Subject to change without notice  
9880740 / MS D-2835